



Wetherby Building Systems

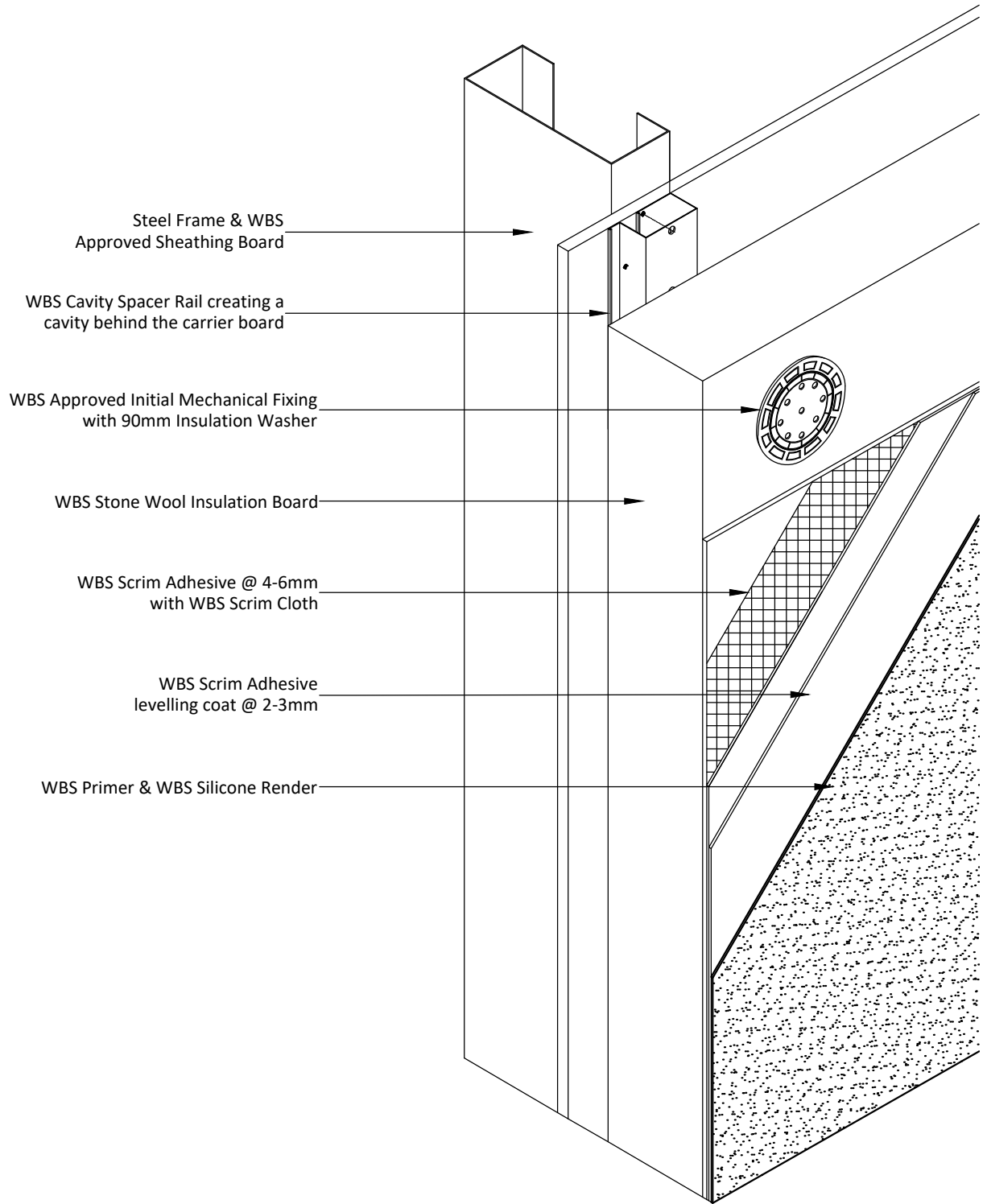
Steel Frame - Cavity Spacer Rail

Stone Wool with Silicone Render Finish



The following Wetherby EWI detail drawing set is generic and is not be used for a specific project.
Please contact Wetherby Technical to obtain a project specific detail drawing set.

1 Kid Glove Road, Golborne, Greater Manchester, WA3 3GS
Tel: 01942 717100 Fax: 01942 717101 E-mail: technical@wbs-ltd.co.uk Web: www.wbs-ltd.co.uk

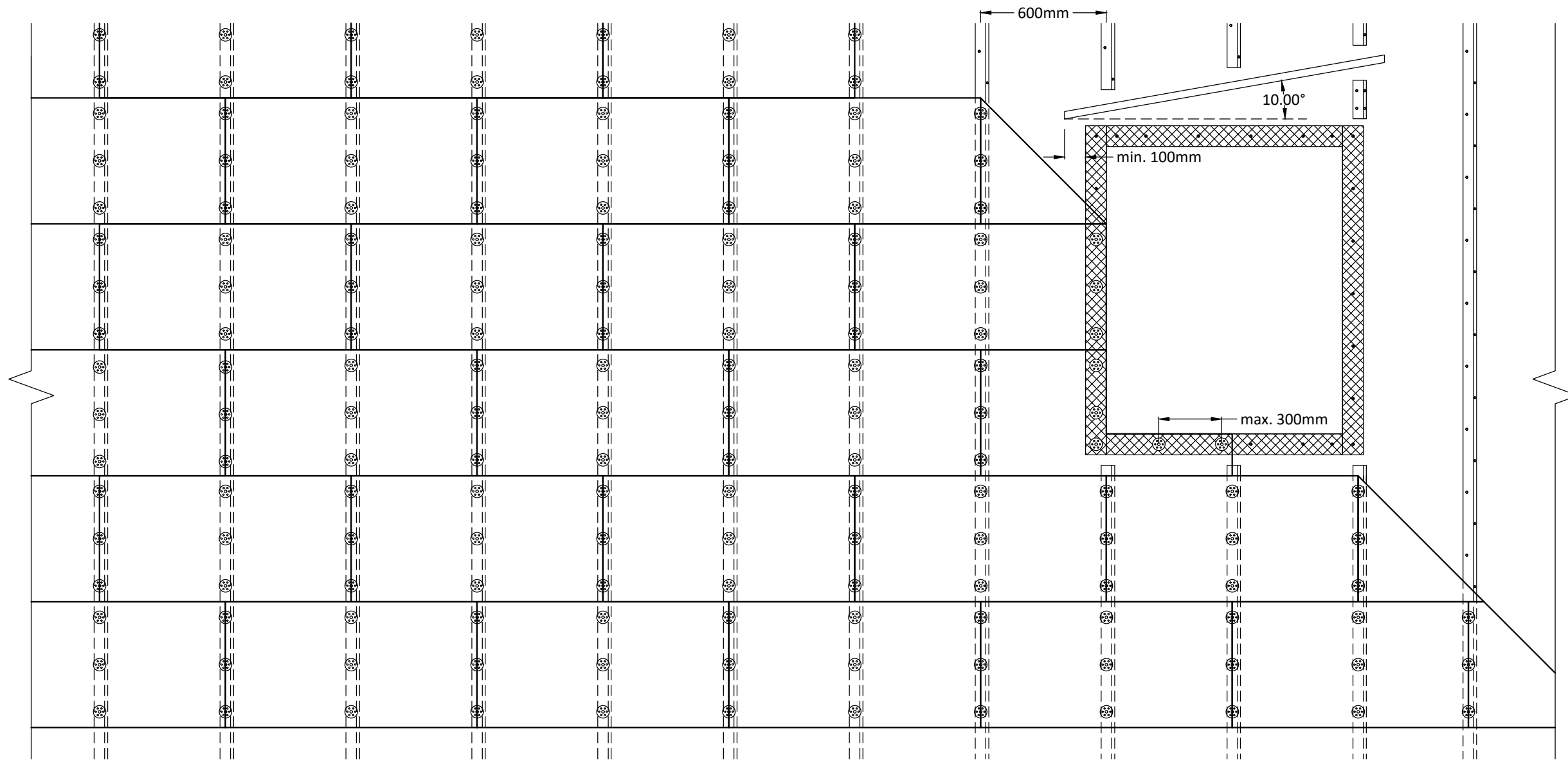


Project Name:	Drawn by: D.N
Typical Details - Stone Wool with Silicone Render	Checked by: N.K
Drawing Title:	Revision: -
Isometric Detail	Scale: NTS
Drawing No:	Date: 17.10.2024
WBS-EWI-S-RR-SW-SIL-0001	Drawing Set: 14

Wetherby Building Systems Ltd	Drawn by: D.N
	Checked by: N.K
	Revision: -
	Scale: NTS
	Date: 17.10.2024
	Drawing Set: 14

1 Kid Glove Road, Golborne, WA3 3GS
 Tel: 01942 717100 Fax: 01942 717101
 Web: www.wbs-ltd.co.uk
 E-mail: technical@wbs-ltd.co.uk
 © WBS-LTD 1998-2024. All rights reserved

Note: The intent of this drawing is to show the correct application of WBS products and systems only. All other building elements are shown for illustrative purposes only and it is not intended to detail the building construction. The WBS project specific specification must be followed & read in conjunction with detail drawings.



6 mechanical fixings with 90mm Insulation Washers per insulation board
 (3 fixings through the board centre line and 3 half fixings down each side)
 Fixing Pattern subject to project specific wind loads


Additional fixings required at max 300mm centres around external corners and openings

Non-Ventilated Fire Barrier (NVFB) installed around window openings and mechanically fixed at max. 250mm centres

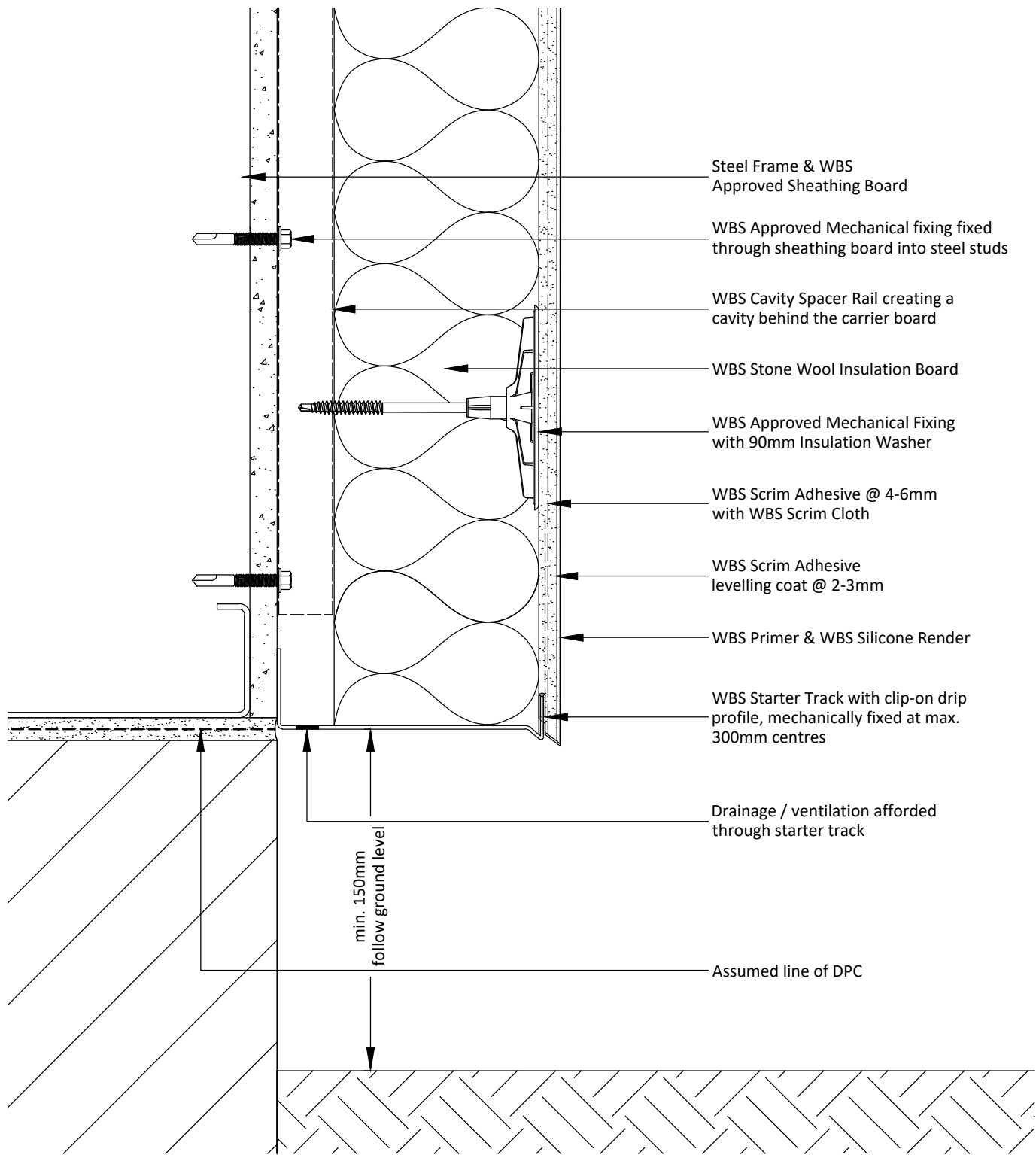
WBS Cavity Spacer Rail layout at 600mm centres

Notes:

- 1 - Fixing pattern for WBS Stone Wool Insulation Board shown indicatively only - refer to project specification for fixing pattern.
- 2 - Additional fixings to be installed at max. 300mm centres around all openings and external corners.
- 3 - Minimum 200mm insulation bond overlap.
- 4 - For application to second storey walls and above, an additional stainless steel fire fixing must be installed at a minimum of 1 per m², through the reinforcing basecoat and mesh layer.
- 5 - NHBC Standards require that in all cases, an additional stainless steel fire fixing must be installed at a minimum of 1 per insulation board or 1 per m² (whichever provides the greater number), through the reinforcing basecoat and mesh layer.


Project Name:	Drawn by: D.N	 Wetherby Building Systems Ltd 1 Kid Glove Road, Golborne, WA3 3GS Tel: 01942 717100 Fax: 01942 717101 Web: www.wbs-ltd.co.uk E-mail: technical@wbs-ltd.co.uk © WBS-LTD 1998-2024. All rights reserved
Typical Details - Stone Wool with Silicone Render	Checked by: N.K	
Drawing Title:	Revision: -	
Fixing Pattern Detail	Scale: NTS	
Drawing No:	Date: 17.10.2024	
WBS-EWI-S-RR-SW-SIL-0002	Drawing Set: 14	

Note: The intent of this drawing is to show the correct application of WBS products and systems only. All other building elements are shown for illustrative purposes only and it is not intended to detail the building construction. The WBS project specific specification must be followed & read in conjunction with detail drawings.

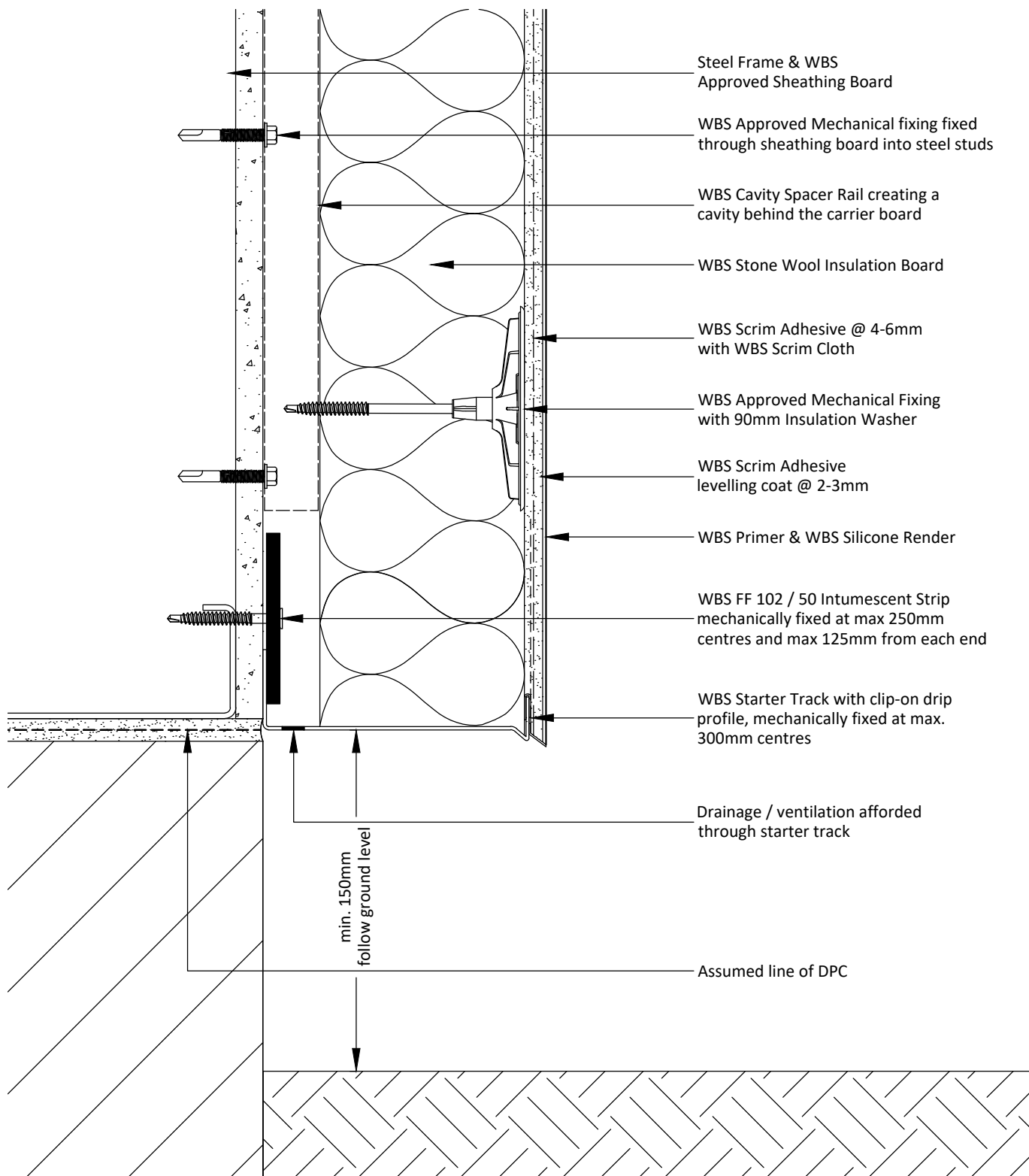


Notes:

- 1 - DPC must not be bridged.
- 2 - Detail creates a potential cold bridge. Insulation may be required below DPC.
- 3 - Detail may not be acceptable on PAS projects due to potential cold bridge.
- 4 - The above detail may not necessarily achieve the required fire resistance / performance, subject to project specific detailing / requirements


Project Name:	Drawn by: D.N	Wetherby Building Systems Ltd	 <p>1 Kid Glove Road, Golborne, WA3 3GS Tel: 01942 717100 Fax: 01942 717101 Web: www.wbs-ltd.co.uk E-mail: technical@wbs-ltd.co.uk © WBS-LTD 1998-2024. All rights reserved</p>
Typical Details - Stone Wool with Silicone Render	Checked by: N.K		
Drawing Title:	Revision: -		
Standard Base Detail (Rail)	Scale: NTS		
Drawing No:	Date: 17.10.2024		
WBS-EWI-S-RR-SW-SIL-1000A	Drawing Set: 14		

Note: The intent of this drawing is to show the correct application of WBS products and systems only. All other building elements are shown for illustrative purposes only and it is not intended to detail the building construction. The WBS project specific specification must be followed & read in conjunction with detail drawings.

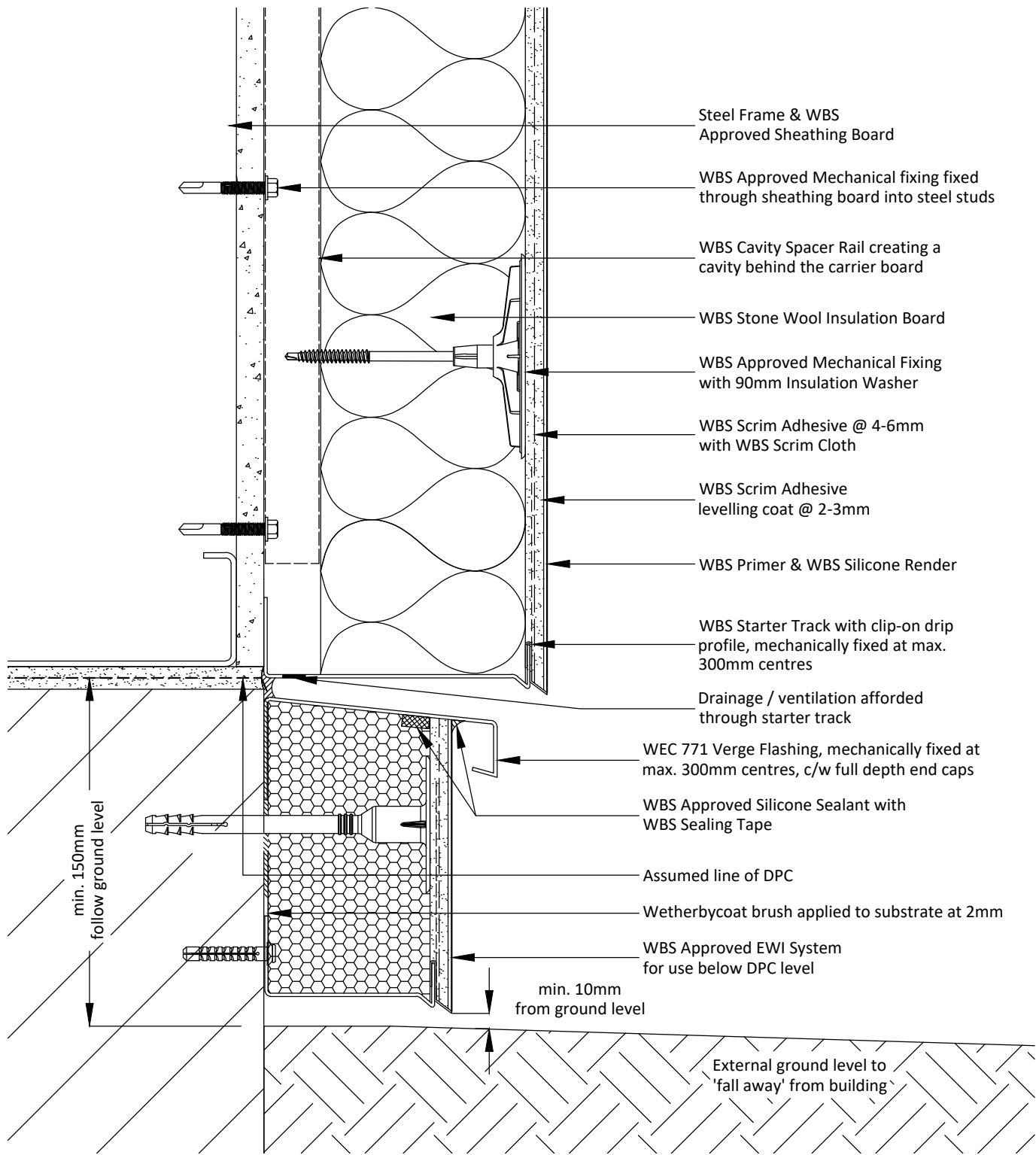


Notes:

- 1 - DPC must not be bridged.
- 2 - Detail creates a potential cold bridge. Insulation may be required below DPC.
- 3 - Detail may not be acceptable on PAS projects due to potential cold bridge.
- 4 - Intumescent Strip position / requirements to be confirmed subject to project specific detailing.


Project Name:	Drawn by: D.N	Wetherby Building Systems Ltd	 <p>1 Kid Glove Road, Golborne, WA3 3GS Tel: 01942 717100 Fax: 01942 717101 Web: www.wbs-ltd.co.uk E-mail: technical@wbs-ltd.co.uk © WBS-LTD 1998-2024. All rights reserved</p>
Typical Details - Stone Wool with Silicone Render	Checked by: N.K		
Drawing Title:	Revision: -		
Standard Base Detail (Intumescent Strip)	Scale: NTS		
Drawing No:	Date: 17.10.2024		
WBS-EWI-S-RR-SW-SIL-1000B	Drawing Set: 14		

Note: The intent of this drawing is to show the correct application of WBS products and systems only. All other building elements are shown for illustrative purposes only and it is not intended to detail the building construction. The WBS project specific specification must be followed & read in conjunction with detail drawings.

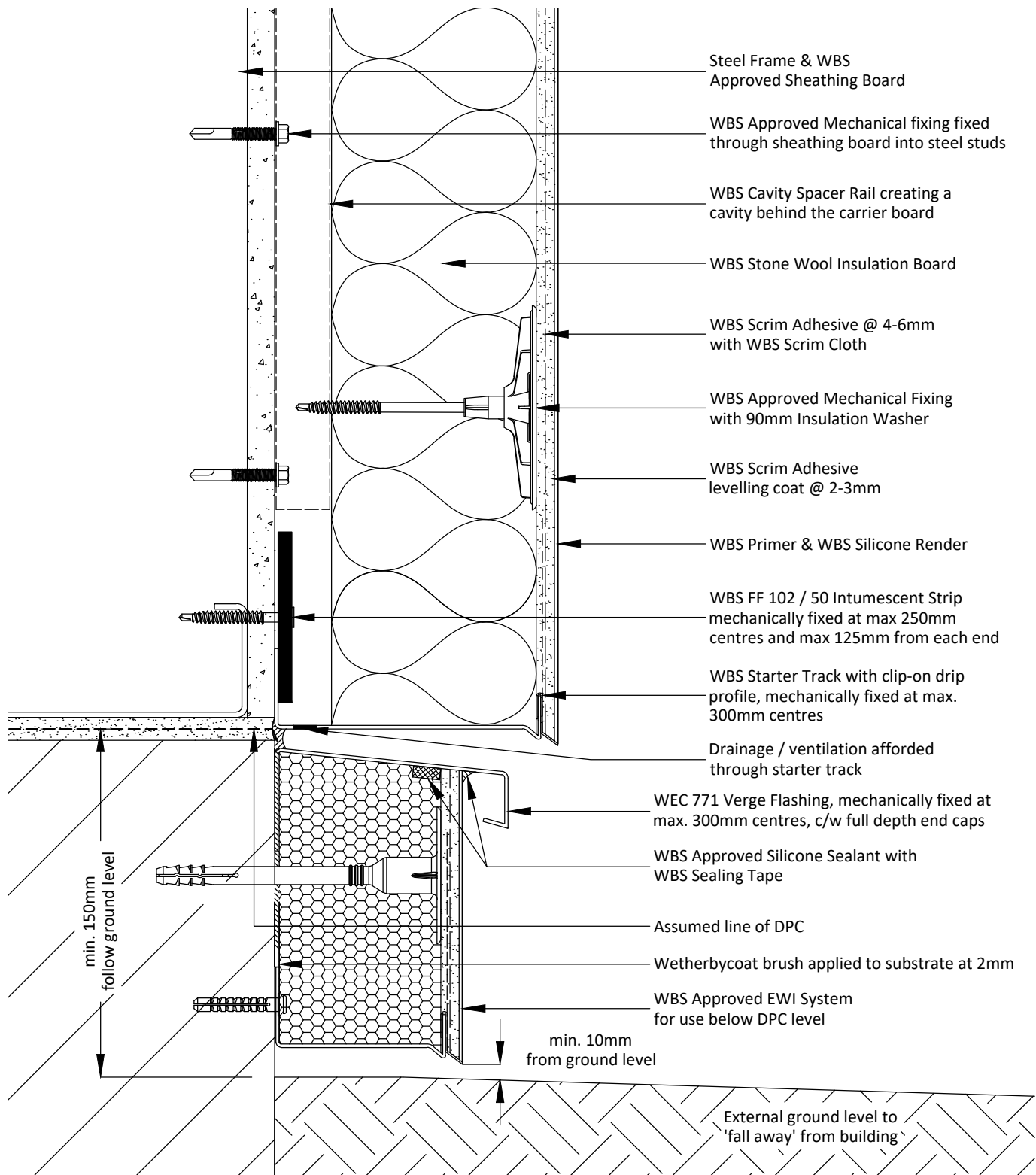


Notes:

- 1 - DPC must not be bridged.
- 2 - Insulation below DPC level should provide a minimum 75% of the thermal resistance of main wall insulation.
- 3 - Below DPC system outside the scope of certification/warranty.
- 4 - The above detail may not necessarily achieve the required fire resistance / performance, subject to project specific detailing / requirements


Project Name:	Drawn by: D.N	Wetherby Building Systems Ltd	 <p>1 Kid Glove Road, Golborne, WA3 3GS Tel: 01942 717100 Fax: 01942 717101 Web: www.wbs-ltd.co.uk E-mail: technical@wbs-ltd.co.uk © WBS-LTD 1998-2024. All rights reserved</p>
Typical Details - Stone Wool with Silicone Render	Checked by: N.K		
Drawing Title:	Revision: -		
Insulated Base Detail A (Rail)	Scale: NTS		
Drawing No:	Date: 17.10.2024		
WBS-EWI-S-RR-SW-SIL-1001A	Drawing Set: 14		

Note: The intent of this drawing is to show the correct application of WBS products and systems only. All other building elements are shown for illustrative purposes only and it is not intended to detail the building construction. The WBS project specific specification must be followed & read in conjunction with detail drawings.

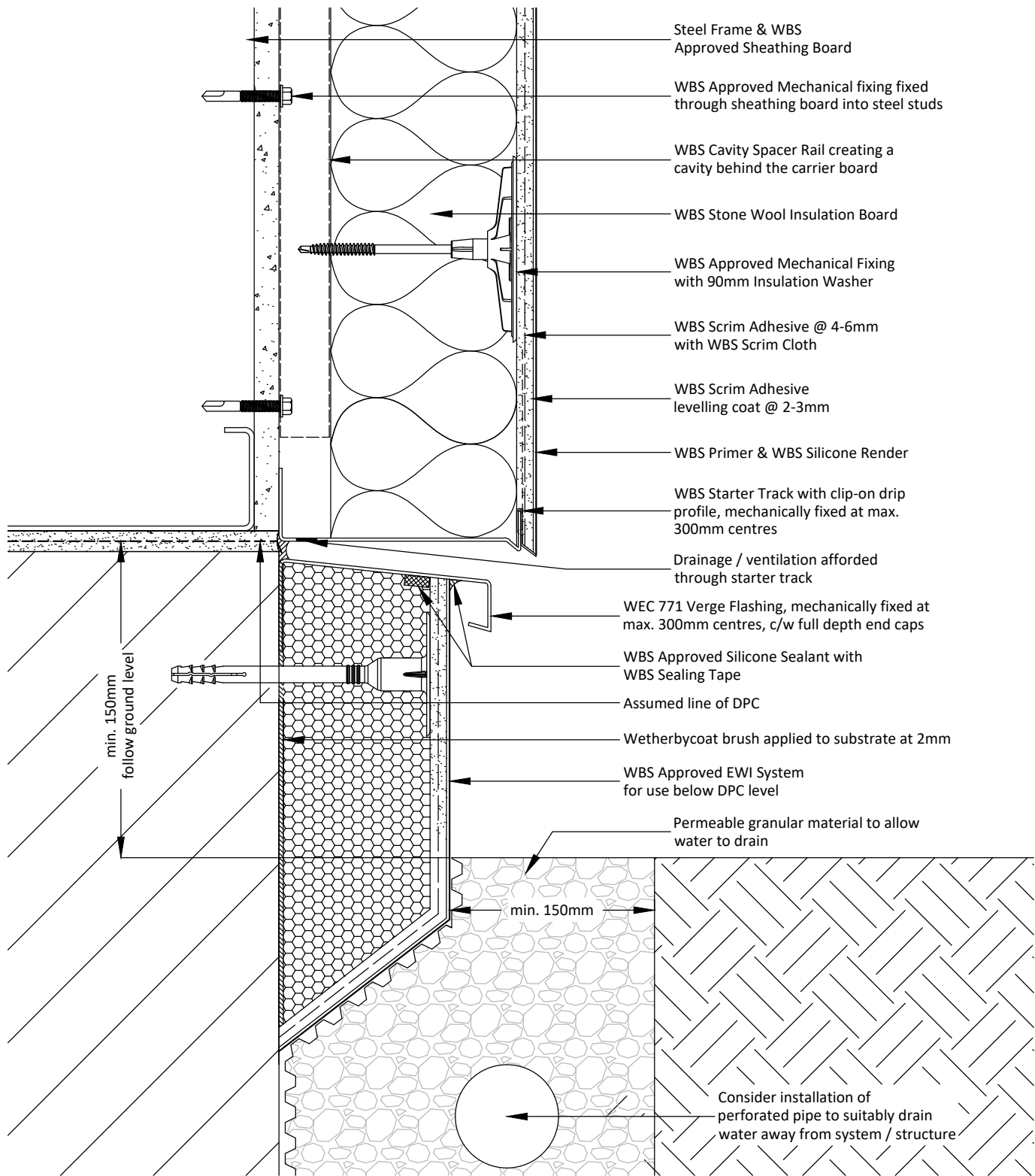


Notes:

- 1 - DPC must not be bridged.
- 2 - Insulation below DPC level should provide a minimum 75% of the thermal resistance of main wall insulation.
- 3 - Below DPC system outside the scope of certification/warranty.
- 4 - Intumescent Strip position / requirements to be confirmed subject to project specific detailing.


Project Name:	Drawn by: D.N	Wetherby Building Systems Ltd	 <p>1 Kid Glove Road, Golborne, WA3 3GS Tel: 01942 717100 Fax: 01942 717101 Web: www.wbs-ltd.co.uk E-mail: technical@wbs-ltd.co.uk © WBS-LTD 1998-2024. All rights reserved</p>
Typical Details - Stone Wool with Silicone Render	Checked by: N.K		
Drawing Title:	Revision: -		
Insulated Base Detail A (Intumescent Strip)	Scale: NTS		
Drawing No:	Date: 17.10.2024		
WBS-EWI-S-RR-SW-SIL-1001B	Drawing Set: 14		

Note: The intent of this drawing is to show the correct application of WBS products and systems only. All other building elements are shown for illustrative purposes only and it is not intended to detail the building construction. The WBS project specific specification must be followed & read in conjunction with detail drawings.

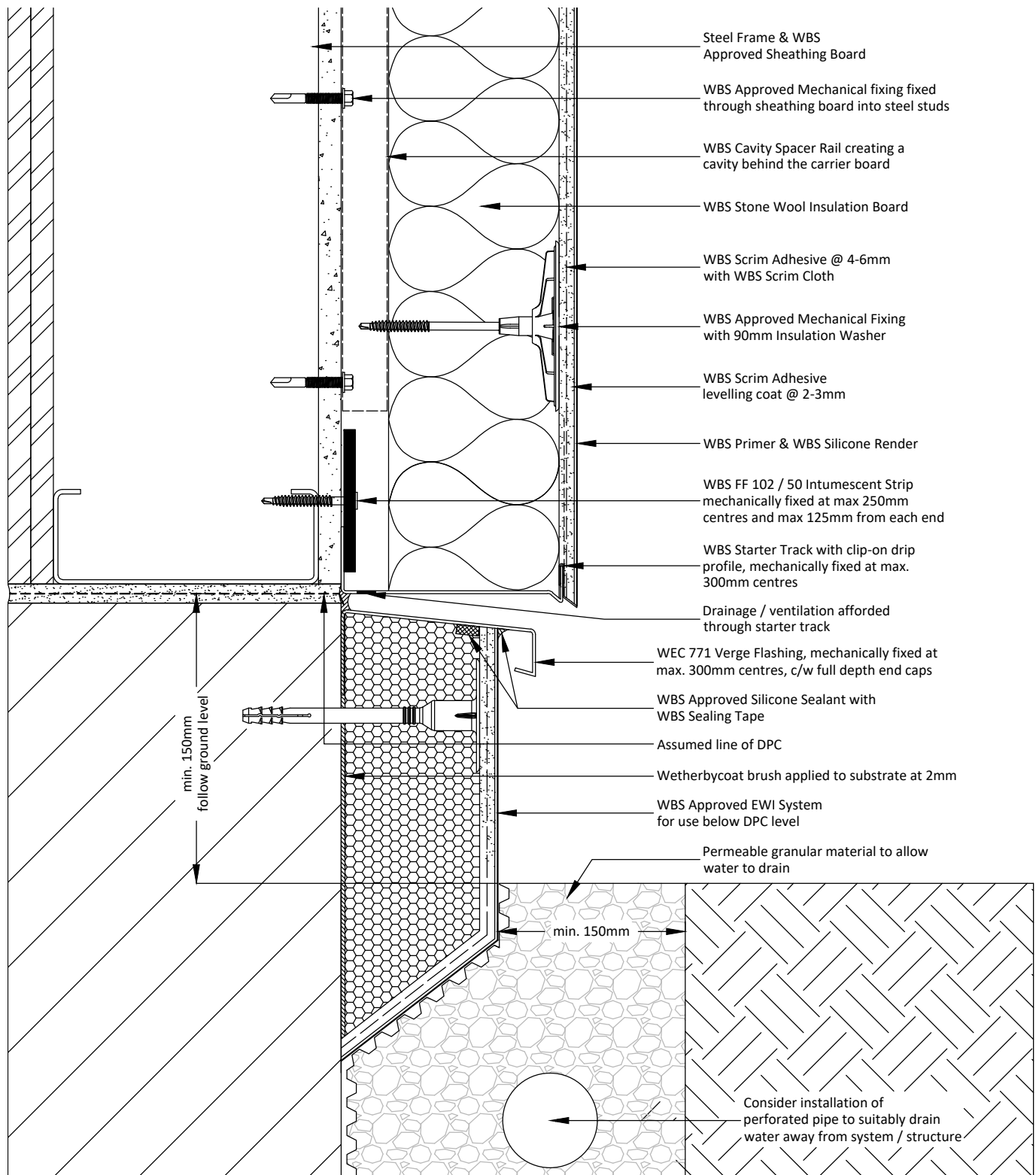


Notes:

- 1 - DPC must not be bridged.
- 2 - Insulation below DPC level should provide a minimum 75% of the thermal resistance of main wall insulation.
- 3 - Below DPC system outside the scope of certification/warranty.
- 4 - Intumescent Strip position / requirements to be confirmed subject to project specific detailing.


Project Name:	Drawn by: D.N	Wetherby Building Systems Ltd	 <p>1 Kid Glove Road, Golborne, WA3 3GS Tel: 01942 717100 Fax: 01942 717101 Web: www.wbs-ltd.co.uk E-mail: technical@wbs-ltd.co.uk © WBS-LTD 1998-2024. All rights reserved</p>
Typical Details - Stone Wool with Silicone Render	Checked by: N.K		
Drawing Title:	Revision: -		
Insulated Base Detail B (Rail)	Scale: NTS		
Drawing No:	Date: 17.10.2024		
WBS-EWI-S-RR-SW-SIL-1002A	Drawing Set: 14		

Note: The intent of this drawing is to show the correct application of WBS products and systems only. All other building elements are shown for illustrative purposes only and it is not intended to detail the building construction. The WBS project specific specification must be followed & read in conjunction with detail drawings.



Notes:

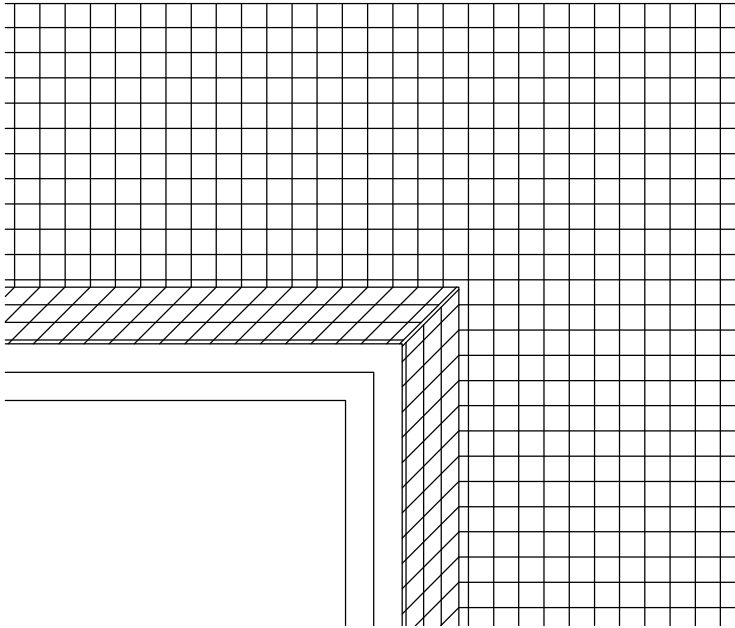
- 1 - DPC must not be bridged.
- 2 - Insulation below DPC level should provide a minimum 75% of the thermal resistance of main wall insulation.
- 3 - Below DPC system outside the scope of certification/warranty.
- 4 - Intumescent Strip position / requirements to be confirmed subject to project specific detailing.

Project Name:	Drawn by: D.N	Wetherby Building Systems Ltd	 <p>1 Kid Glove Road, Golborne, WA3 3GS Tel: 01942 717100 Fax: 01942 717101 Web: www.wbs-ltd.co.uk E-mail: technical@wbs-ltd.co.uk © WBS-LTD 1998-2024. All rights reserved</p>
Typical Details - Stone Wool with Silicone Render	Checked by: N.K		
Drawing Title:	Revision: -		
Insulated Base Detail B (Intumescent Strip)	Scale: NTS		
Drawing No:	Date: 17.10.2024		
WBS-EWI-S-RR-SW-SIL-1002B	Drawing Set: 14		

Note: The intent of this drawing is to show the correct application of WBS products and systems only. All other building elements are shown for illustrative purposes only and it is not intended to detail the building construction. The WBS project specific specification must be followed & read in conjunction with detail drawings.

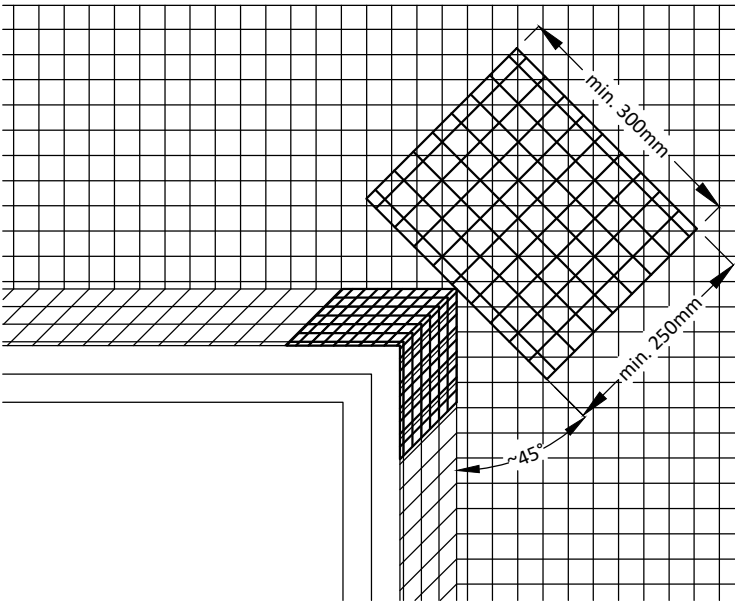
A

Reinforcing mesh returned into opening reveal and head



B

Additional 300 x 250mm (min.) reinforcing mesh stress patch applied diagonally across opening at approx. 45° angle



Project Name:
 Typical Details - Stone Wool with Silicone Render

Drawing Title:
 Stress Patch Detail

Drawing No:
 WBS-EWI-S-RR-SW-SIL-2000

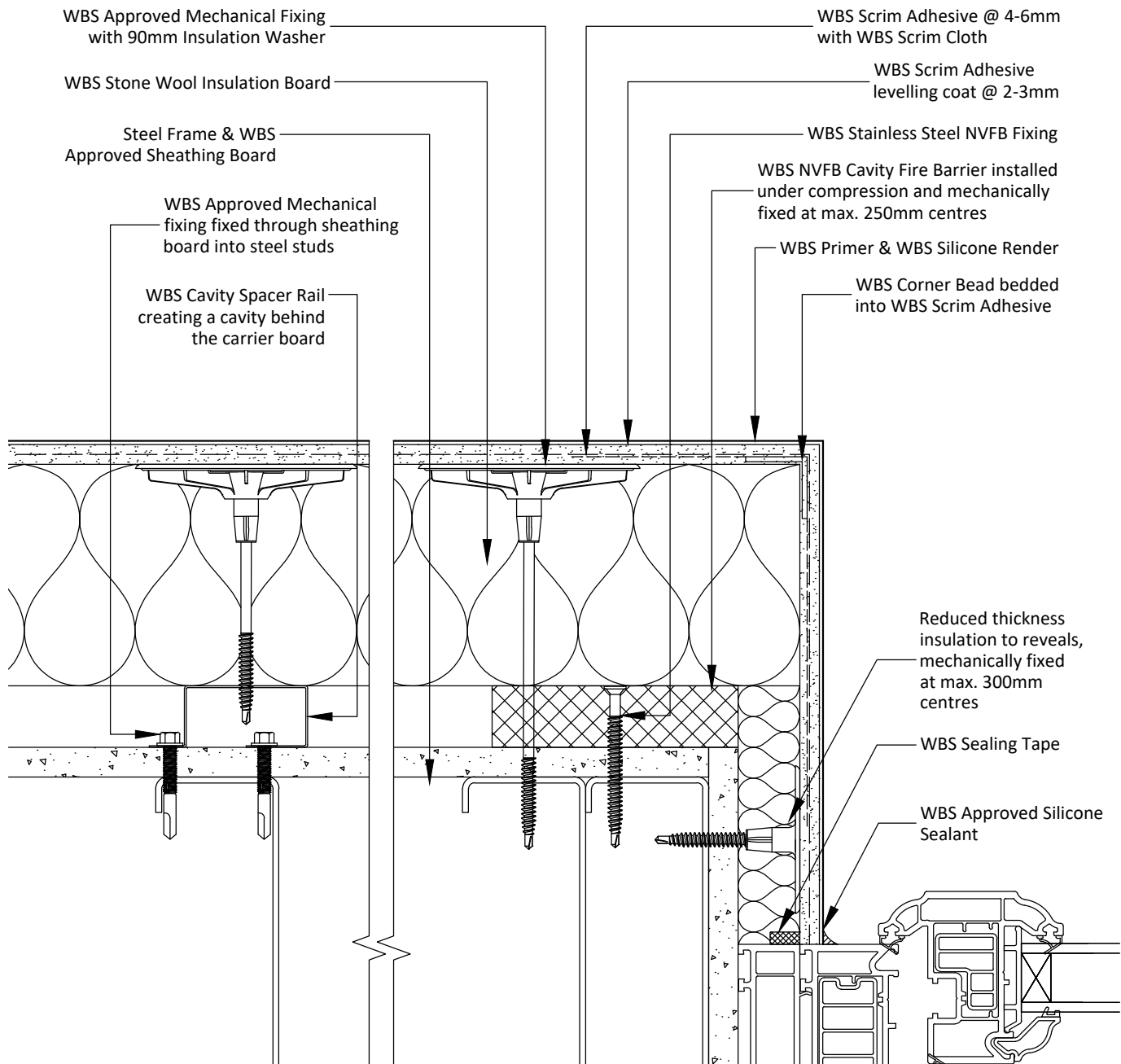
Drawn by: D.N
 Checked by: N.K
 Revision: -
 Scale: NTS
 Date: 17.10.2024
 Drawing Set: 14

Wetherby Building Systems Ltd




1 Kid Glove Road, Golborne, WA3 3GS
 Tel: 01942 717100 Fax: 01942 717101
 Web: www.wbs-ltd.co.uk
 E-mail: technical@wbs-ltd.co.uk
 © WBS-LTD 1998-2024. All rights reserved

Note: The intent of this drawing is to show the correct application of WBS products and systems only. All other building elements are shown for illustrative purposes only and it is not intended to detail the building construction. The WBS project specific specification must be followed & read in conjunction with detail drawings.

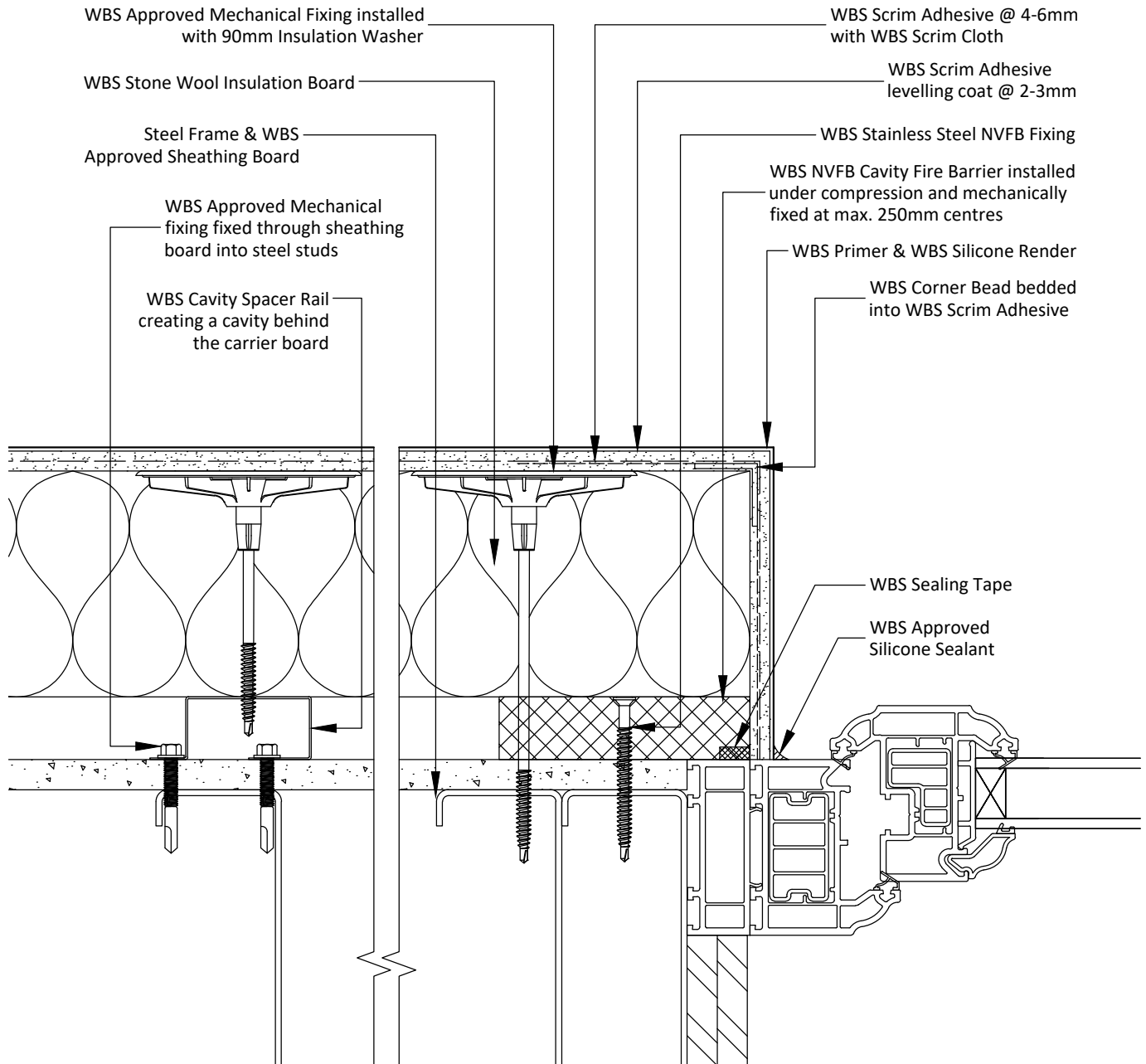


Notes:

- 1 - Additional fixings to be installed at max. 300mm centres around all openings.
- 2 - WBS APU Frame Seal Bead can be used as an alternative to WBS Approved Silicone Sealant.
- 3 - WBS Sealing Tape must be installed at the junction between the insulation board and window Cill.


Project Name:	Drawn by: D.N	Wetherby Building Systems Ltd	 <p>1 Kid Glove Road, Golborne, WA3 3GS Tel: 01942 717100 Fax: 01942 717101 Web: www.wbs-ltd.co.uk E-mail: technical@wbs-ltd.co.uk © WBS-LTD 1998-2024. All rights reserved</p>
Typical Details - Stone Wool with Silicone Render	Checked by: N.K		
Drawing Title:	Revision: -		
Reveal Detail A (Insulated)	Scale: NTS		
Drawing No:	Date: 17.10.2024		
WBS-EWI-S-RR-SW-SIL-2001	Drawing Set: 14		

Note: The intent of this drawing is to show the correct application of WBS products and systems only. All other building elements are shown for illustrative purposes only and it is not intended to detail the building construction. The WBS project specific specification must be followed & read in conjunction with detail drawings.

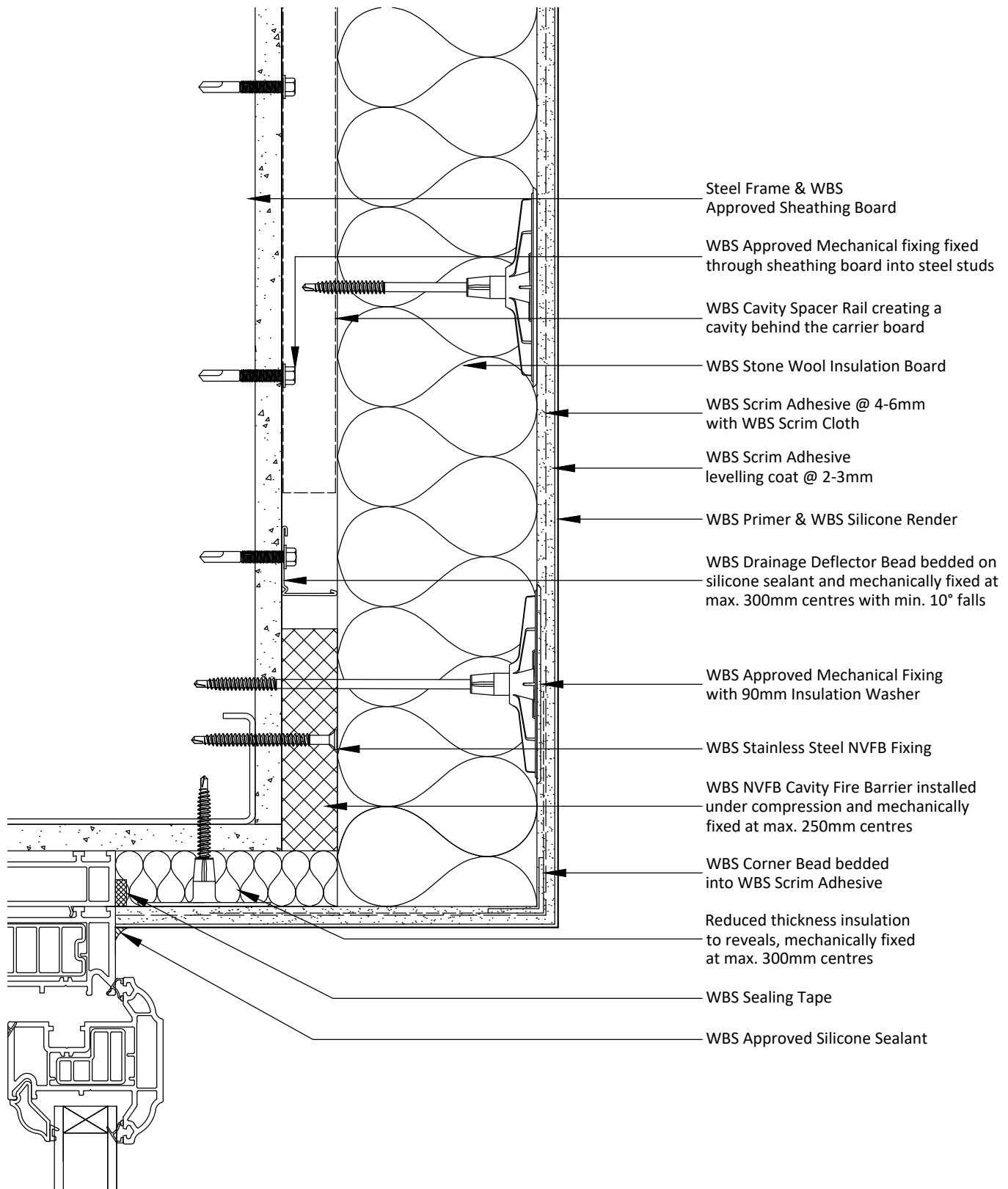


Notes:

- 1 - Additional fixings to be installed at max. 300mm centres around all openings.
- 2 - Insulation to oversail onto window frame by min. 20mm.
- 3 - WBS APU Frame Seal Bead can be used as an alternative to WBS Approved Silicone Sealant.


Project Name:	Drawn by: D.N	Wetherby Building Systems Ltd	 <p>1 Kid Glove Road, Golborne, WA3 3GS Tel: 01942 717100 Fax: 01942 717101 Web: www.wbs-ltd.co.uk E-mail: technical@wbs-ltd.co.uk © WBS-LTD 1998-2024. All rights reserved</p>
Typical Details - Stone Wool with Silicone Render	Checked by: N.K		
Drawing Title:	Revision: -		
Reveal Detail B (Insulated)	Scale: NTS		
Drawing No:	Date: 17.10.2024		
WBS-EWI-S-RR-SW-SIL-2002	Drawing Set: 14		

Note: The intent of this drawing is to show the correct application of WBS products and systems only. All other building elements are shown for illustrative purposes only and it is not intended to detail the building construction. The WBS project specific specification must be followed & read in conjunction with detail drawings.

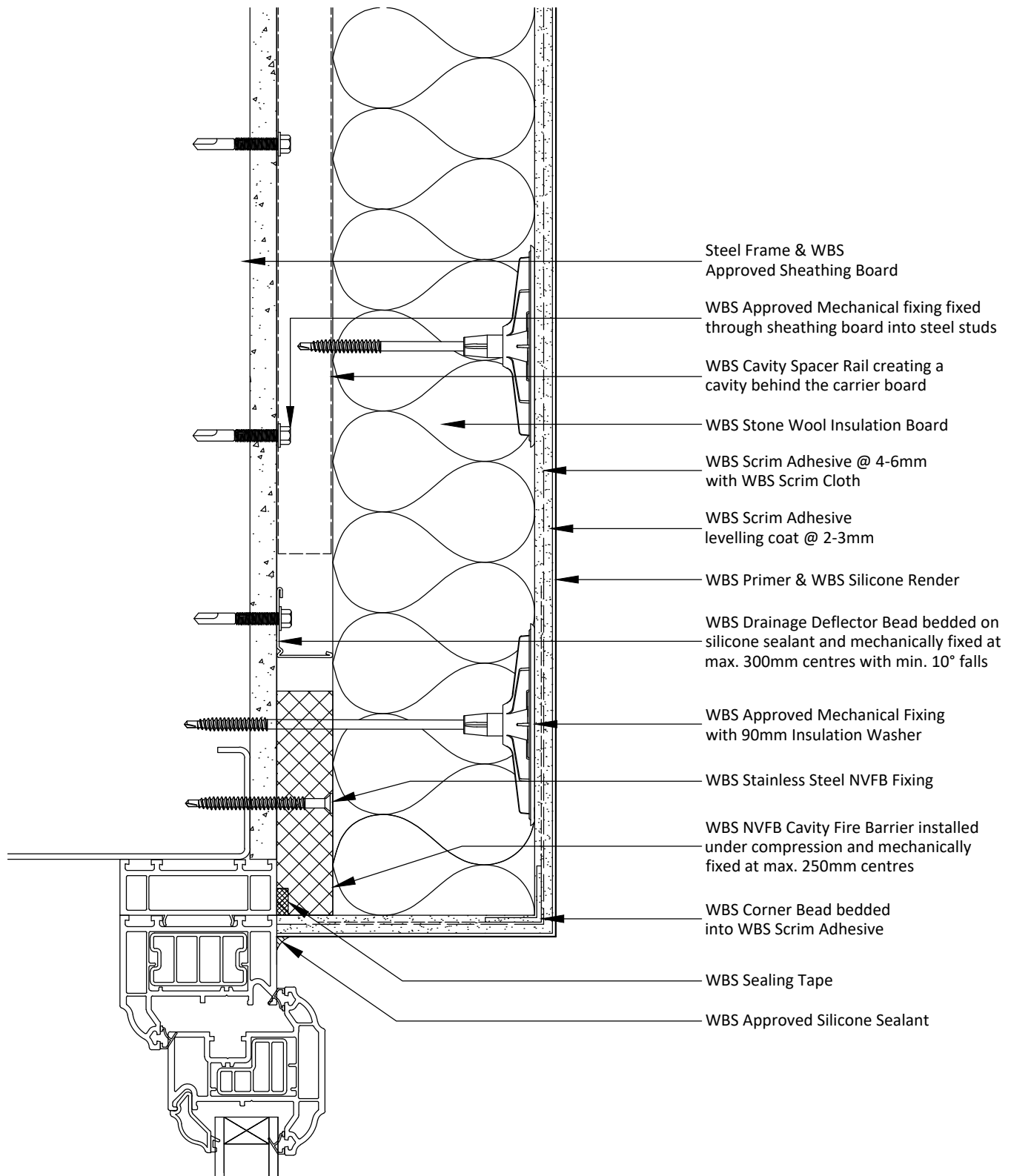


Notes:

- 1 - Additional fixings to be installed at max. 300mm centres around all openings.
- 2 - WBS APU Frame Seal Bead can be used as an alternative to WBS Approved Silicone Sealant.


Project Name:	Drawn by: D.N	Wetherby Building Systems Ltd	 <p>1 Kid Glove Road, Golborne, WA3 3GS Tel: 01942 717100 Fax: 01942 717101 Web: www.wbs-ltd.co.uk E-mail: technical@wbs-ltd.co.uk © WBS-LTD 1998-2024. All rights reserved</p>
Typical Details - Stone Wool with Silicone Render	Checked by: N.K		
Drawing Title:	Revision: -		
Head Detail A (Insulated)	Scale: NTS		
Drawing No:	Date: 17.10.2024		
WBS-EWI-S-RR-SW-SIL-2003	Drawing Set: 14		

Note: The intent of this drawing is to show the correct application of WBS products and systems only. All other building elements are shown for illustrative purposes only and it is not intended to detail the building construction. The WBS project specific specification must be followed & read in conjunction with detail drawings.

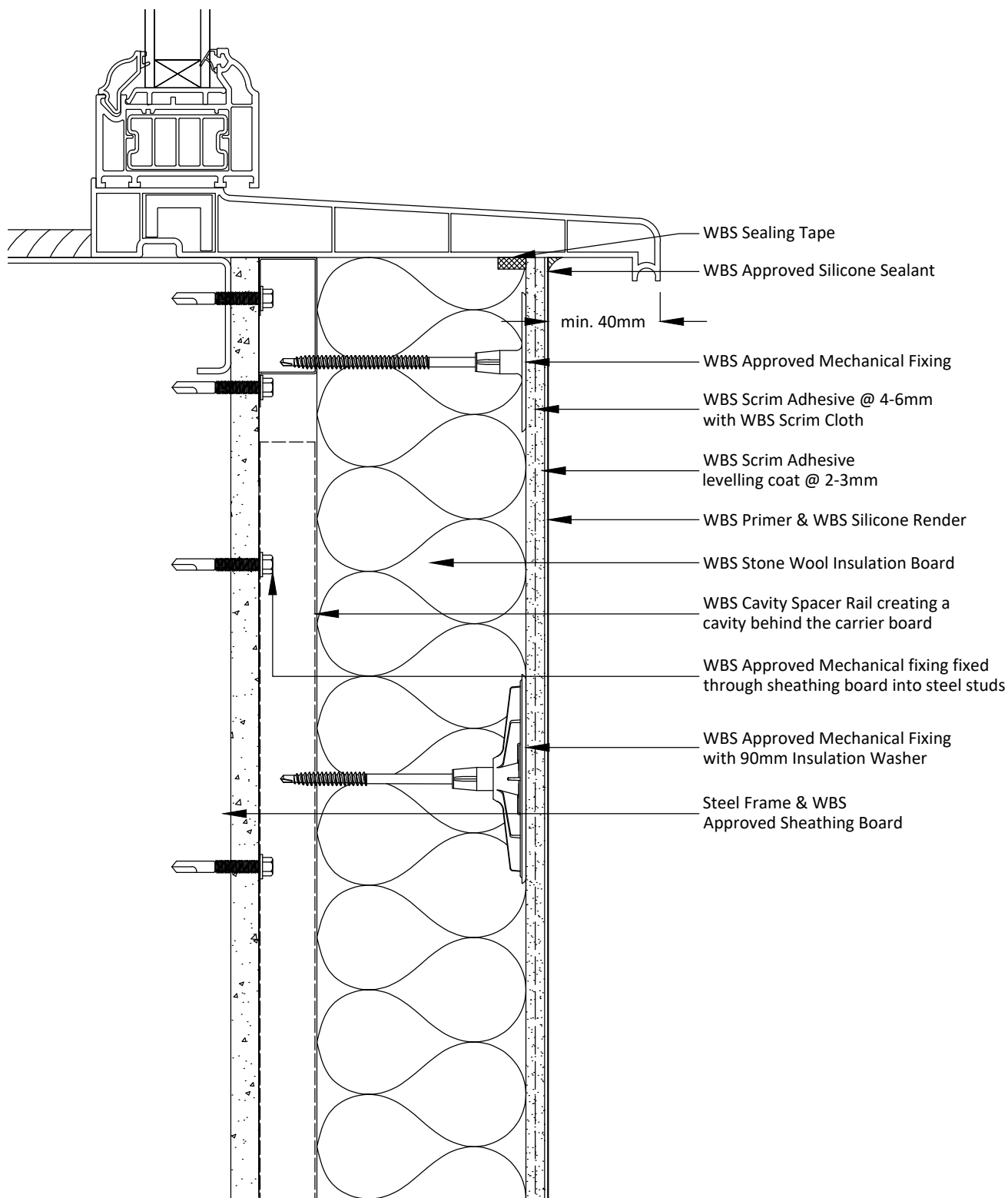


Notes:

- 1 - Additional fixings to be installed at max. 300mm centres around all openings.
- 2 - Insulation to oversail onto window frame by min. 20mm.
- 3 - WBS APU Frame Seal Bead can be used as an alternative to WBS Approved Silicone Sealant.


Project Name:	Drawn by: D.N	Wetherby Building Systems Ltd	 <p>1 Kid Glove Road, Golborne, WA3 3GS Tel: 01942 717100 Fax: 01942 717101 Web: www.wbs-ltd.co.uk E-mail: technical@wbs-ltd.co.uk © WBS-LTD 1998-2024. All rights reserved</p>
Typical Details - Stone Wool with Silicone Render	Checked by: N.K		
Drawing Title:	Revision: -		
Head Detail B (Insulated)	Scale: NTS		
Drawing No:	Date: 17.10.2024		
WBS-EWI-S-RR-SW-SIL-2004	Drawing Set: 14		

Note: The intent of this drawing is to show the correct application of WBS products and systems only. All other building elements are shown for illustrative purposes only and it is not intended to detail the building construction. The WBS project specific specification must be followed & read in conjunction with detail drawings.

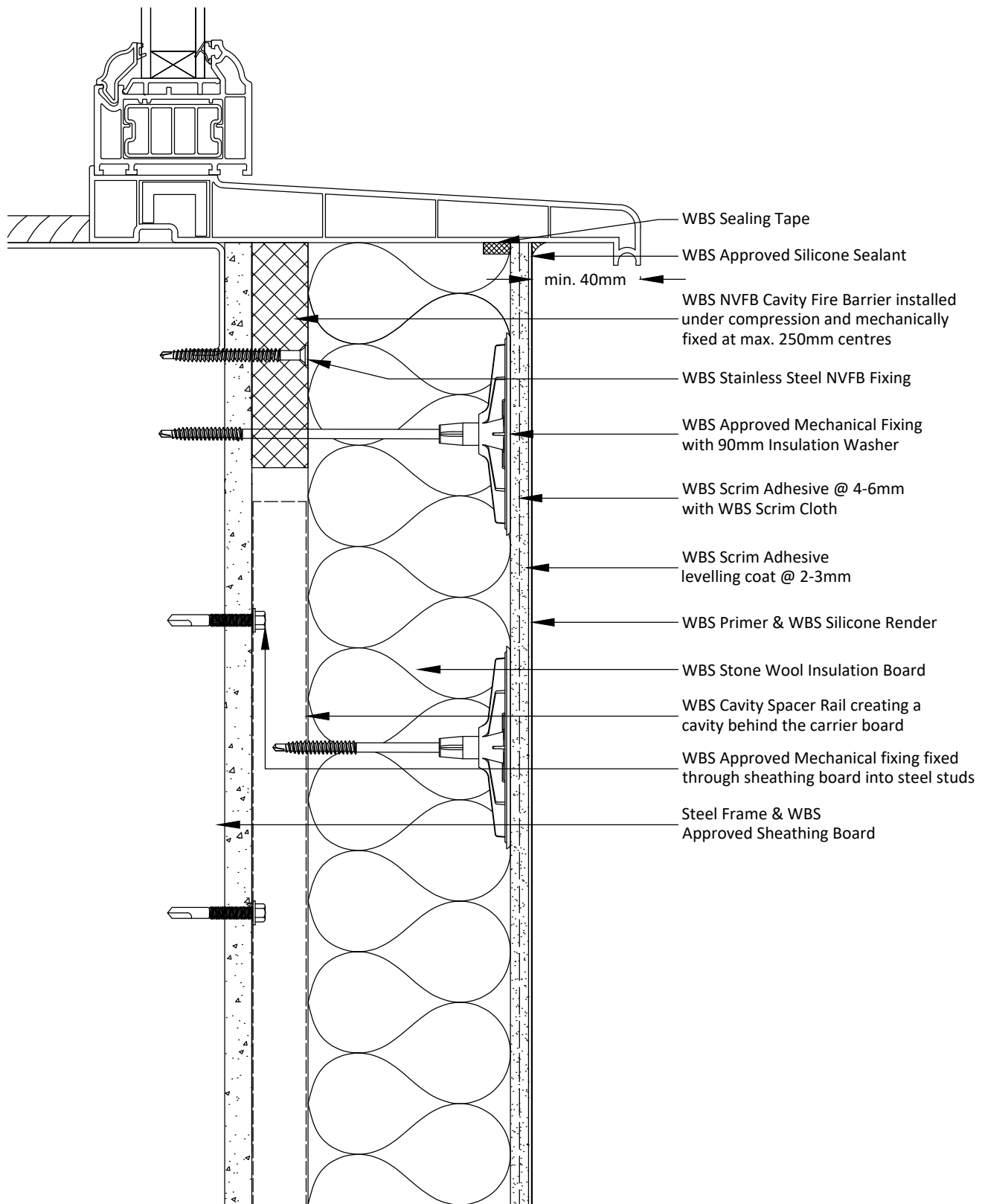


Notes:

- 1 - Additional fixings to be installed at max. 300mm centres around all openings.
- 2 - Ensure any existing window weep/drainage holes are not blocked, or install new weep/drainage holes.
- 3 - The above detail may not necessarily achieve the required fire resistance / performance, subject to project specific detailing / requirements.


Project Name:	Drawn by: D.N	Wetherby Building Systems Ltd	 <p>1 Kid Glove Road, Golborne, WA3 3GS Tel: 01942 717100 Fax: 01942 717101 Web: www.wbs-ltd.co.uk E-mail: technical@wbs-ltd.co.uk © WBS-LTD 1998-2024. All rights reserved</p>
Typical Details - Stone Wool with Silicone Render	Checked by: N.K		
Drawing Title:	Revision: -		
Window Cill Detail (Rail)	Scale: NTS		
Drawing No:	Date: 17.10.2024		
WBS-EWI-S-RR-SW-SIL-2005A	Drawing Set: 14		

Note: The intent of this drawing is to show the correct application of WBS products and systems only. All other building elements are shown for illustrative purposes only and it is not intended to detail the building construction. The WBS project specific specification must be followed & read in conjunction with detail drawings.

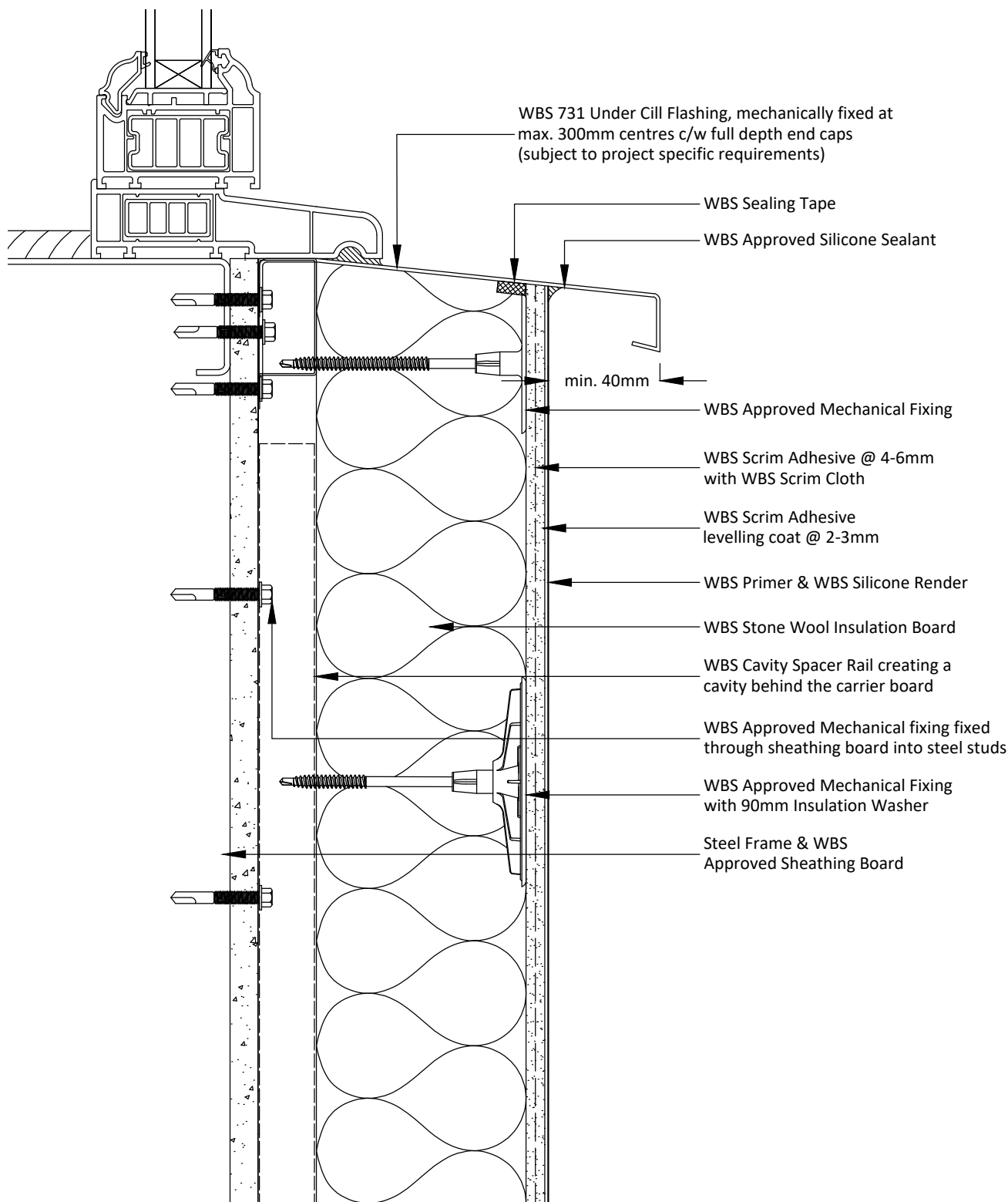


Notes:

- 1 - Additional fixings to be installed at max. 300mm centres around all openings.
- 2 - Ensure any existing window weep/drainage holes are not blocked, or install new weep/drainage holes.

Project Name:	Drawn by: D.N	Wetherby Building Systems Ltd	 <p>1 Kid Glove Road, Golborne, WA3 3GS Tel: 01942 717100 Fax: 01942 717101 Web: www.wbs-ltd.co.uk E-mail: technical@wbs-ltd.co.uk © WBS-LTD 1998-2024. All rights reserved</p>
Typical Details - Stone Wool with Silicone Render	Checked by: N.K		
Drawing Title:	Revision: -		
Window Cill Detail (NVFB)	Scale: NTS		
Drawing No:	Date: 17.10.2024		
WBS-EWI-S-RR-SW-SIL-2005B	Drawing Set: 14		

Note: The intent of this drawing is to show the correct application of WBS products and systems only. All other building elements are shown for illustrative purposes only and it is not intended to detail the building construction. The WBS project specific specification must be followed & read in conjunction with detail drawings.



Notes:

- 1 - Additional fixings to be installed at max. 300mm centres around all openings.
- 2 - Ensure any existing window weep/drainage holes are not blocked, or install new weep/drainage holes.
- 3 - The above detail may not necessarily achieve the required fire resistance / performance, subject to project specific detailing / requirements.

Project Name:

Drawn by: D.N

Typical Details - Stone Wool with Silicone Render

Checked by: N.K

Drawing Title:

Revision: -

Under Cill Detail (Rail)

Scale: NTS

Drawing No:

Date: 17.10.2024

WBS-EWI-S-RR-SW-SIL-2006A

Drawing Set: 14

Wetherby Building Systems Ltd



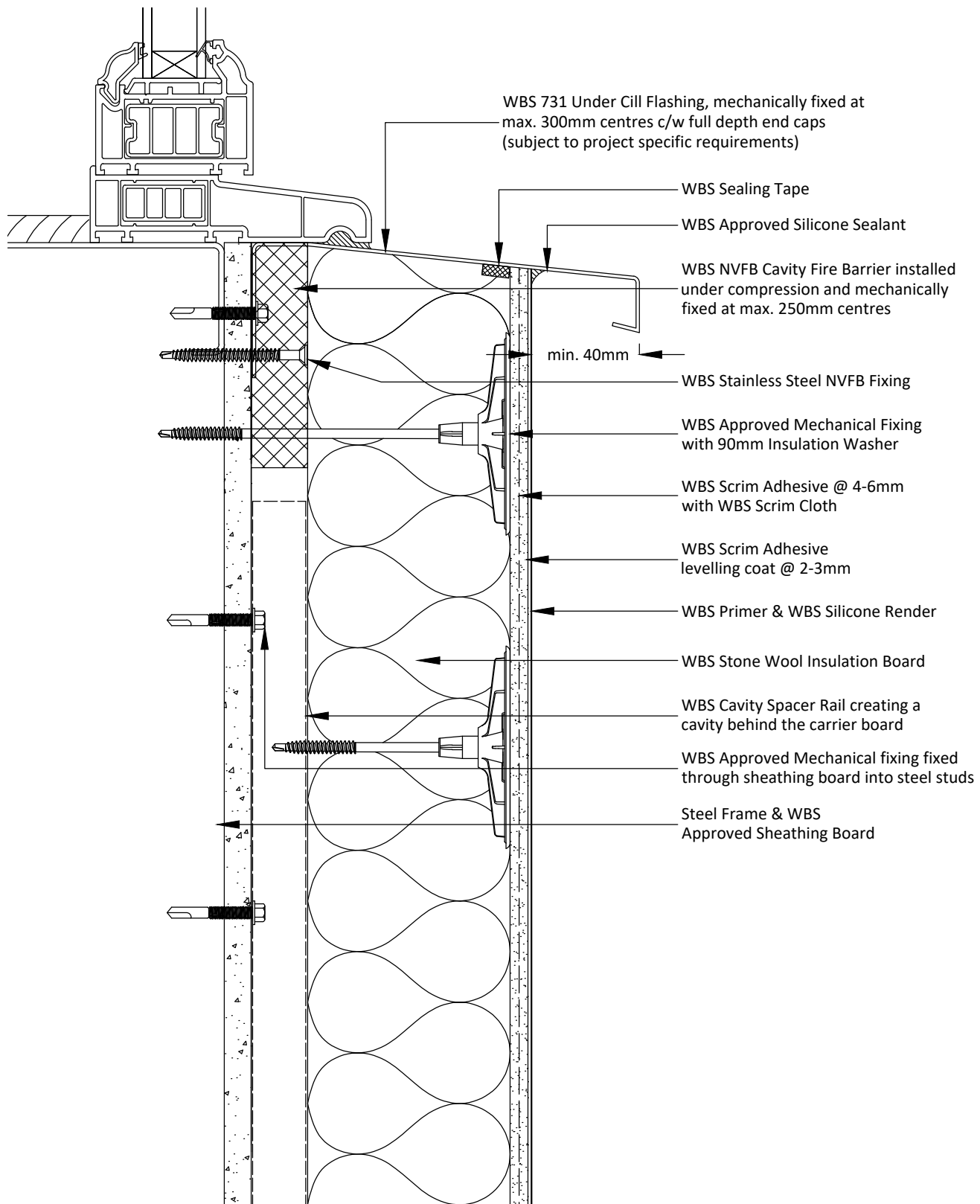
1 Kid Glove Road, Golborne, WA3 3GS
Tel: 01942 717100 Fax: 01942 717101

Web: www.wbs-ltd.co.uk

E-mail: technical@wbs-ltd.co.uk

© WBS-LTD 1998-2024. All rights reserved

Note: The intent of this drawing is to show the correct application of WBS products and systems only. All other building elements are shown for illustrative purposes only and it is not intended to detail the building construction. The WBS project specific specification must be followed & read in conjunction with detail drawings.



Notes:

- 1 - Additional fixings to be installed at max. 300mm centres around all openings.
- 2 - Ensure any existing window weep/drainage holes are not blocked, or install new weep/drainage holes.

Project Name:

Drawn by: D.N

Typical Details - Stone Wool with Silicone Render

Checked by: N.K

Drawing Title:

Revision: -

Under Cill Detail (NVFB)

Scale: NTS

Drawing No:

Date: 17.10.2024

WBS-EWI-S-RR-SW-SIL-2006B

Drawing Set: 14

Wetherby Building Systems Ltd



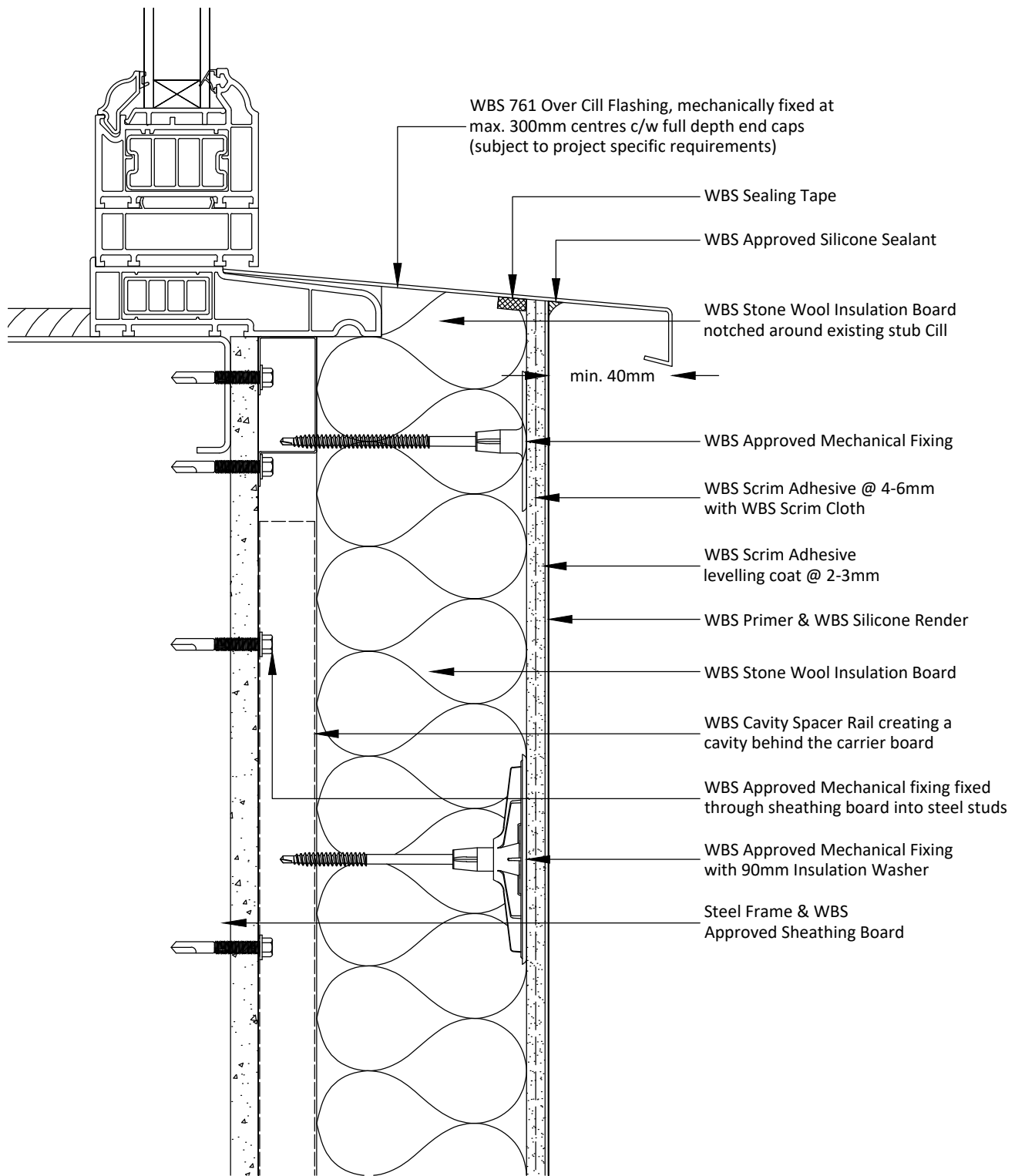
1 Kid Glove Road, Golborne, WA3 3GS
Tel: 01942 717100 Fax: 01942 717101

Web: www.wbs-ltd.co.uk

E-mail: technical@wbs-ltd.co.uk


© WBS-LTD 1998-2024. All rights reserved

Note: The intent of this drawing is to show the correct application of WBS products and systems only. All other building elements are shown for illustrative purposes only and it is not intended to detail the building construction. The WBS project specific specification must be followed & read in conjunction with detail drawings.

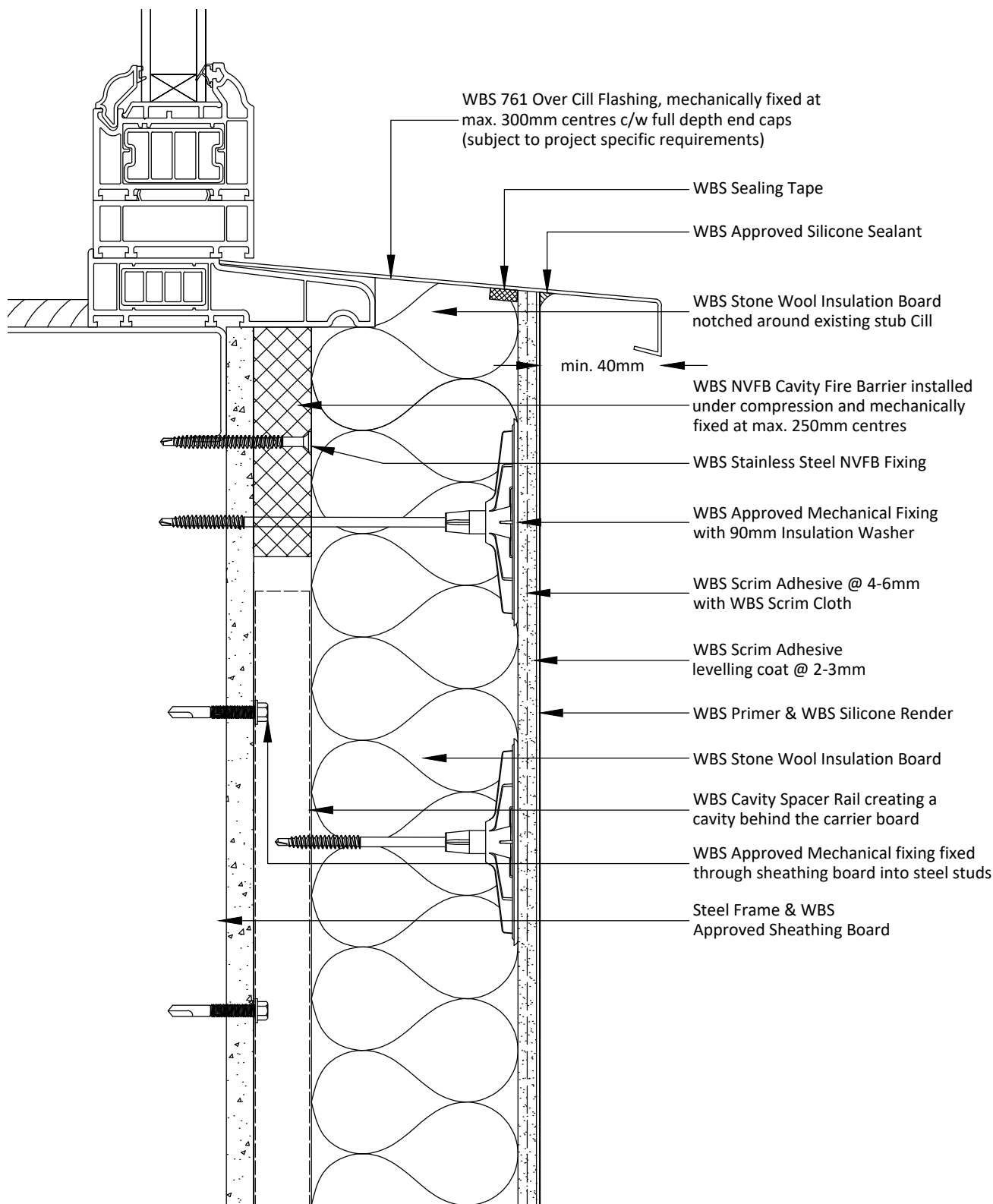


Notes:

- 1 - Additional fixings to be installed at max. 300mm centres around all openings.
- 2 - Ensure any existing window weep/drainage holes are not blocked, or install new weep/drainage holes.
- 3 - Minimum 50mm horns required for new over Cill flashing.
- 3 - The above detail may not necessarily achieve the required fire resistance / performance, subject to project specific detailing / requirements.


Project Name:	Drawn by: D.N	Wetherby Building Systems Ltd	 <p>1 Kid Glove Road, Golborne, WA3 3GS Tel: 01942 717100 Fax: 01942 717101 Web: www.wbs-ltd.co.uk E-mail: technical@wbs-ltd.co.uk © WBS-LTD 1998-2024. All rights reserved</p>
Typical Details - Stone Wool with Silicone Render	Checked by: N.K		
Drawing Title:	Revision: -		
Over Cill Detail (Rail)	Scale: NTS		
Drawing No:	Date: 17.10.2024		
WBS-EWI-S-RR-SW-SIL-2007A	Drawing Set: 14		

Note: The intent of this drawing is to show the correct application of WBS products and systems only. All other building elements are shown for illustrative purposes only and it is not intended to detail the building construction. The WBS project specific specification must be followed & read in conjunction with detail drawings.

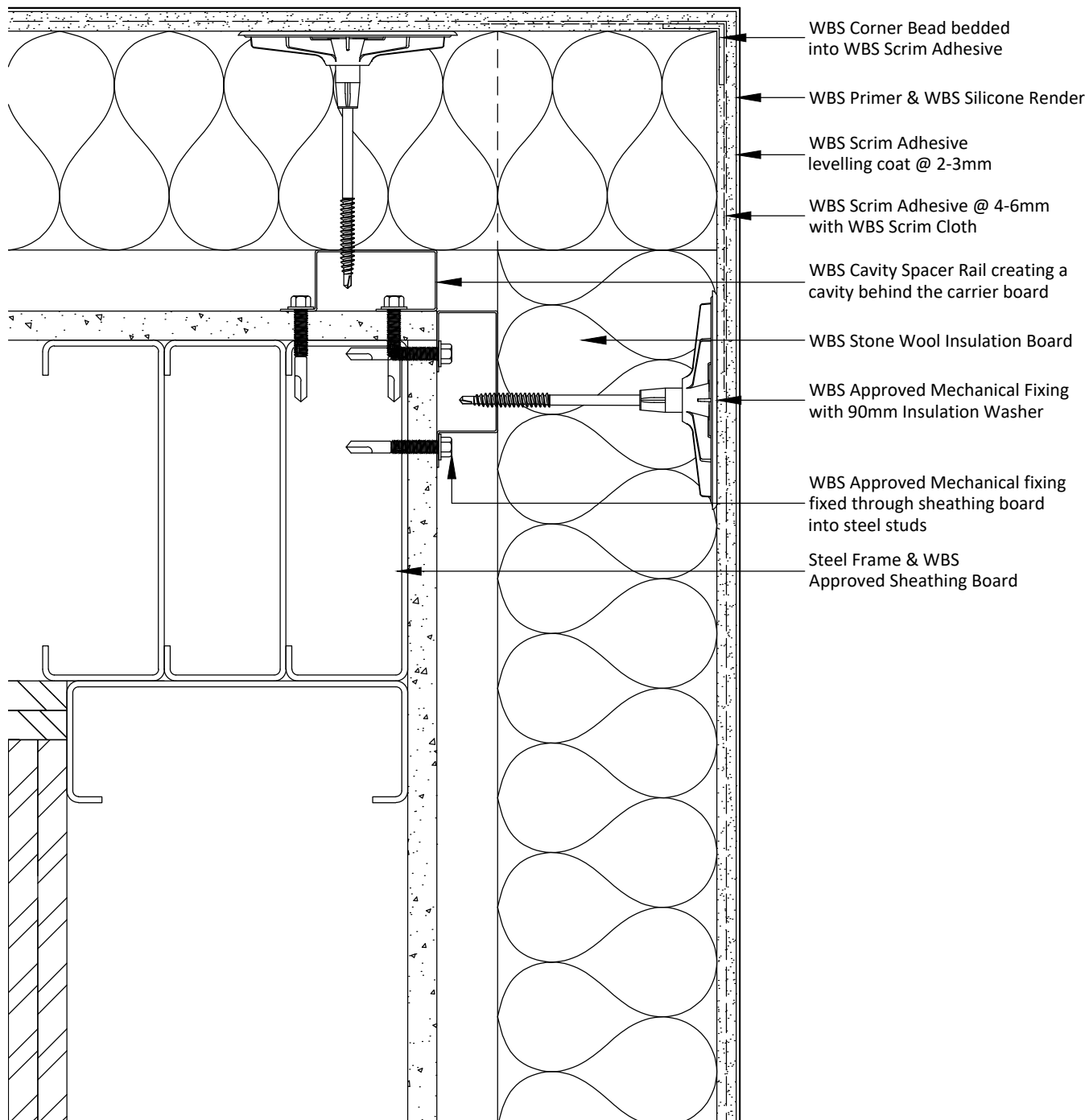


Notes:

- 1 - Additional fixings to be installed at max. 300mm centres around all openings.
- 2 - Ensure any existing window weep/drainage holes are not blocked, or install new weep/drainage holes.
- 3 - Minimum 50mm horns required for new over Cill flashing.


Project Name:	Drawn by: D.N	Wetherby Building Systems Ltd	 <p>1 Kid Glove Road, Golborne, WA3 3GS Tel: 01942 717100 Fax: 01942 717101 Web: www.wbs-ltd.co.uk E-mail: technical@wbs-ltd.co.uk © WBS-LTD 1998-2024. All rights reserved</p>
Typical Details - Stone Wool with Silicone Render	Checked by: N.K		
Drawing Title:	Revision: -		
Over Cill Detail (NVFB)	Scale: NTS		
Drawing No:	Date: 17.10.2024		
WBS-EWI-S-RR-SW-SIL-2007B	Drawing Set: 14		

Note: The intent of this drawing is to show the correct application of WBS products and systems only. All other building elements are shown for illustrative purposes only and it is not intended to detail the building construction. The WBS project specific specification must be followed & read in conjunction with detail drawings.

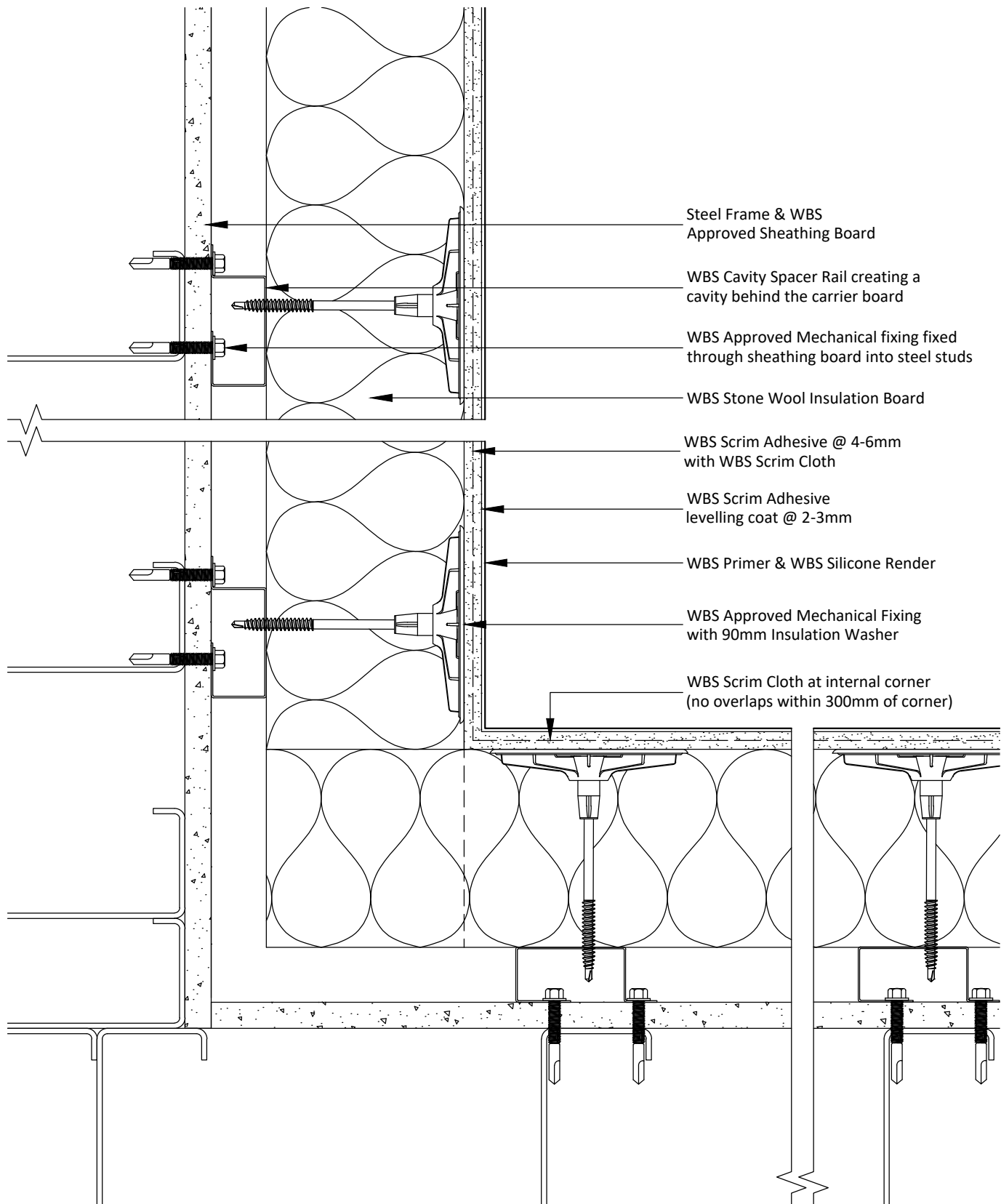


Notes:

1 - Additional fixings to be installed at max. 300mm centres at all external corners.


Project Name:	Drawn by: D.N	 <p>Wetherby Building Systems Ltd</p> <p>1 Kid Glove Road, Golborne, WA3 3GS Tel: 01942 717100 Fax: 01942 717101 Web: www.wbs-ltd.co.uk E-mail: technical@wbs-ltd.co.uk © WBS-LTD 1998-2024. All rights reserved</p>
Typical Details - Stone Wool with Silicone Render	Checked by: N.K	
Drawing Title:	Revision: -	
External Corner Detail	Scale: NTS	
Drawing No:	Date: 17.10.2024	
WBS-EWI-S-RR-SW-SIL-3000	Drawing Set: 14	

Note: The intent of this drawing is to show the correct application of WBS products and systems only. All other building elements are shown for illustrative purposes only and it is not intended to detail the building construction. The WBS project specific specification must be followed & read in conjunction with detail drawings.

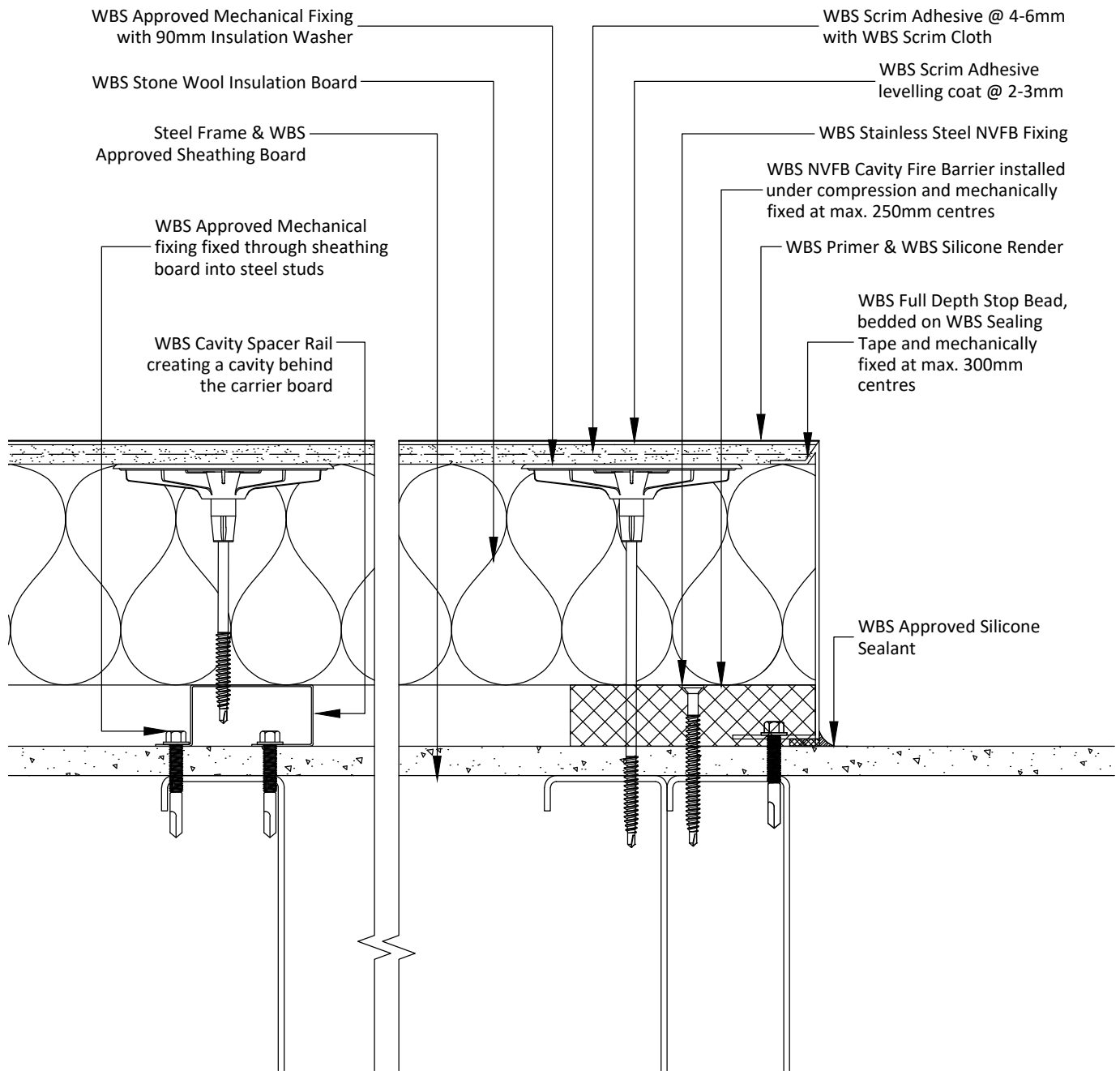


Notes:

1 - Additional fixings to be installed at max. 300mm centres at all internal corners.


Project Name:	Drawn by: D.N	Wetherby Building Systems Ltd	 <p>1 Kid Glove Road, Golborne, WA3 3GS Tel: 01942 717100 Fax: 01942 717101 Web: www.wbs-ltd.co.uk E-mail: technical@wbs-ltd.co.uk © WBS-LTD 1998-2024. All rights reserved</p>
Typical Details - Stone Wool with Silicone Render	Checked by: N.K		
Drawing Title:	Revision: -		
Internal Corner Detail	Scale: NTS		
Drawing No:	Date: 17.10.2024		
WBS-EWI-S-RR-SW-SIL-3001	Drawing Set: 14		

Note: The intent of this drawing is to show the correct application of WBS products and systems only. All other building elements are shown for illustrative purposes only and it is not intended to detail the building construction. The WBS project specific specification must be followed & read in conjunction with detail drawings.

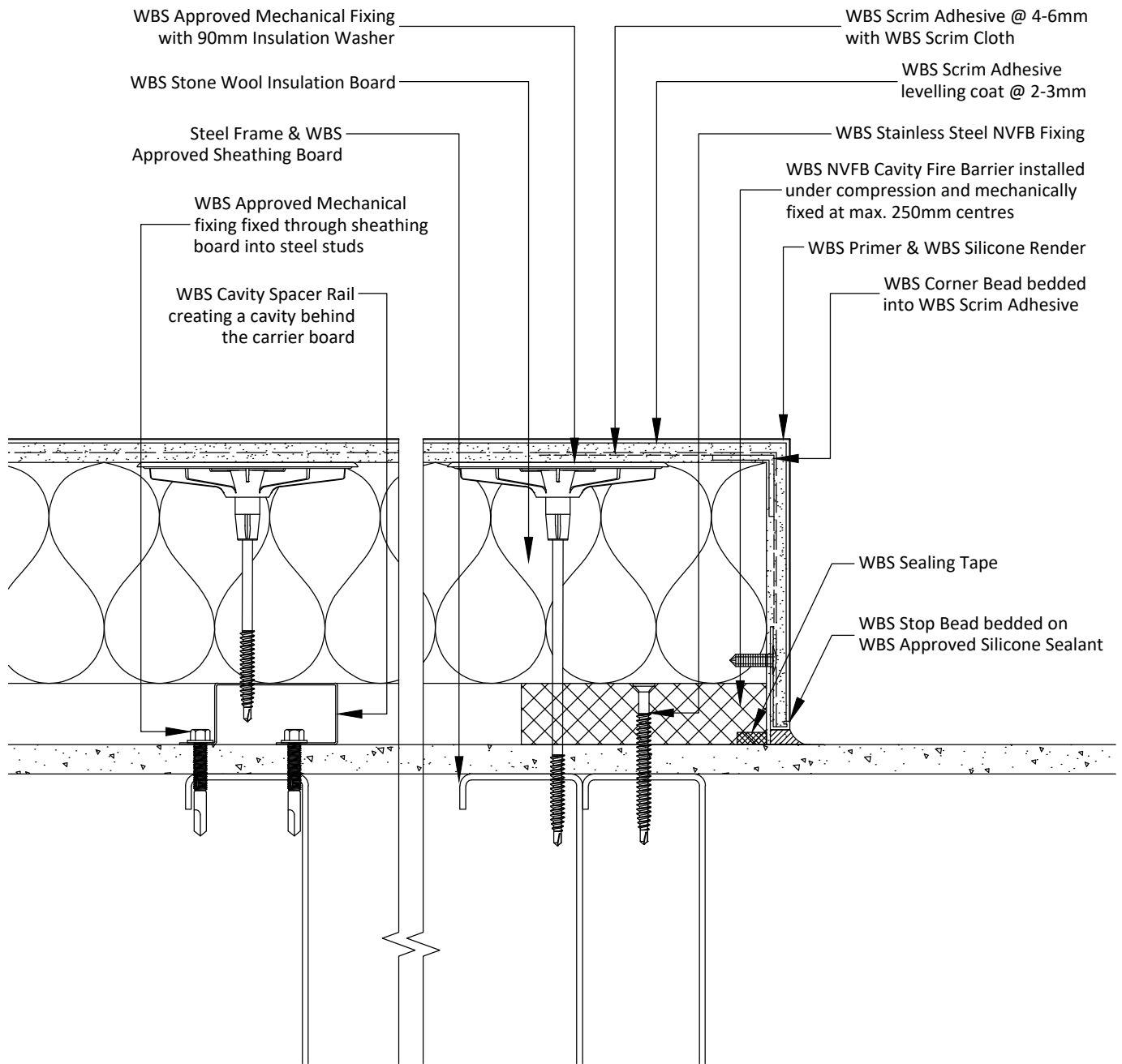


Notes:

- 1 - Additional fixings to be installed at max. 300mm centres at vertical terminations.
- 2 - Detail creates a potential cold bridge. To be assessed and agreed specific to individual property.


Project Name:	Drawn by: D.N	Wetherby Building Systems Ltd	 <p>1 Kid Glove Road, Golborne, WA3 3GS Tel: 01942 717100 Fax: 01942 717101 Web: www.wbs-ltd.co.uk E-mail: technical@wbs-ltd.co.uk © WBS-LTD 1998-2024. All rights reserved</p>
Typical Details - Stone Wool with Silicone Render	Checked by: N.K		
Drawing Title:	Revision: -		
Vertical Termination Detail A	Scale: NTS		
Drawing No:	Date: 17.10.2024		
WBS-EWI-S-RR-SW-SIL-3002	Drawing Set: 14		

Note: The intent of this drawing is to show the correct application of WBS products and systems only. All other building elements are shown for illustrative purposes only and it is not intended to detail the building construction. The WBS project specific specification must be followed & read in conjunction with detail drawings.

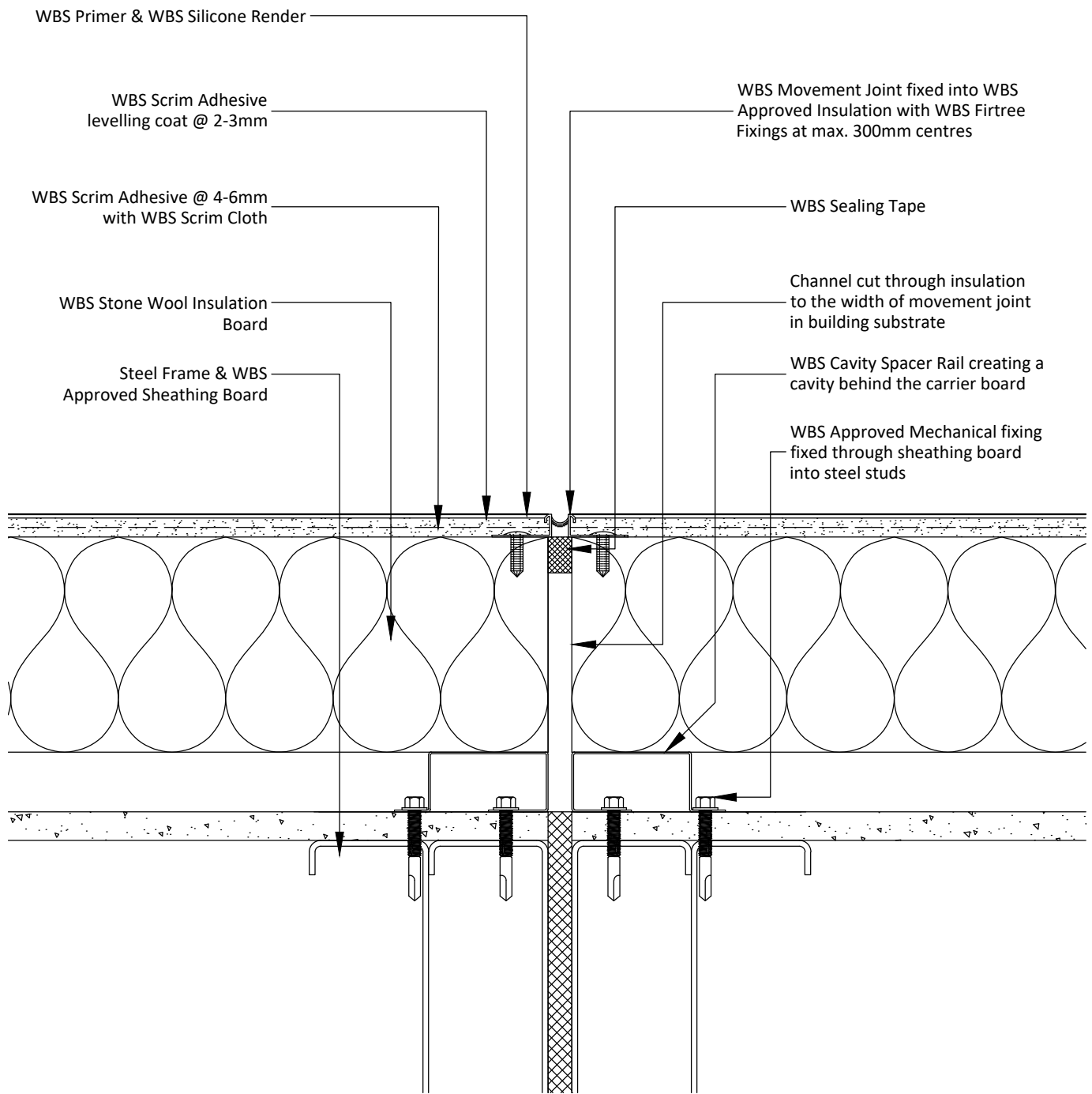


Notes:

- 1 - Additional fixings to be installed at max. 300mm centres at vertical terminations.
- 2 - Detail creates a potential cold bridge. To be assessed and agreed specific to individual property.


Project Name:	Drawn by: D.N	Wetherby Building Systems Ltd	 <p>1 Kid Glove Road, Golborne, WA3 3GS Tel: 01942 717100 Fax: 01942 717101 Web: www.wbs-ltd.co.uk E-mail: technical@wbs-ltd.co.uk © WBS-LTD 1998-2024. All rights reserved</p>
Typical Details - Stone Wool with Silicone Render	Checked by: N.K		
Drawing Title:	Revision: -		
Vertical Termination Detail B	Scale: NTS		
Drawing No:	Date: 17.10.2024		
WBS-EWI-S-RR-SW-SIL-3003	Drawing Set: 14		

Note: The intent of this drawing is to show the correct application of WBS products and systems only. All other building elements are shown for illustrative purposes only and it is not intended to detail the building construction. The WBS project specific specification must be followed & read in conjunction with detail drawings.

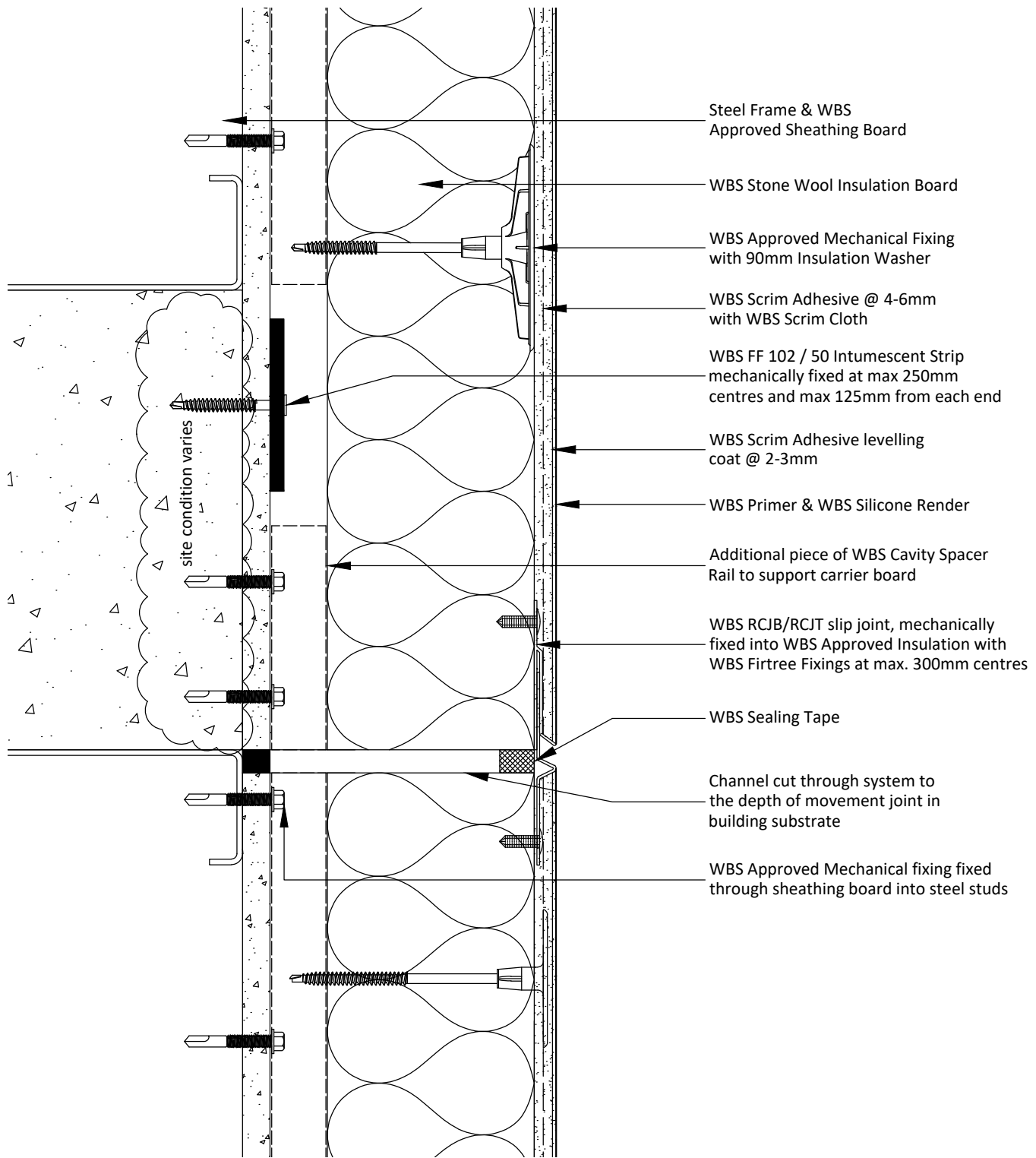


Notes:

- 1 - All existing structural movement must be replicated in the EWI system.
- 2 - Additional fixings to be installed at max. 300mm centres at vertical movement joints.


Project Name:	Drawn by: D.N	Wetherby Building Systems Ltd	 <p>1 Kid Glove Road, Golborne, WA3 3GS Tel: 01942 717100 Fax: 01942 717101 Web: www.wbs-ltd.co.uk E-mail: technical@wbs-ltd.co.uk © WBS-LTD 1998-2024. All rights reserved</p>
Typical Details - Stone Wool with Silicone Render	Checked by: N.K		
Drawing Title:	Revision: -		
Vertical Movement Joint Detail	Scale: NTS		
Drawing No:	Date: 17.10.2024		
WBS-EWI-S-RR-SW-SIL-4000	Drawing Set: 14		

Note: The intent of this drawing is to show the correct application of WBS products and systems only. All other building elements are shown for illustrative purposes only and it is not intended to detail the building construction. The WBS project specific specification must be followed & read in conjunction with detail drawings.

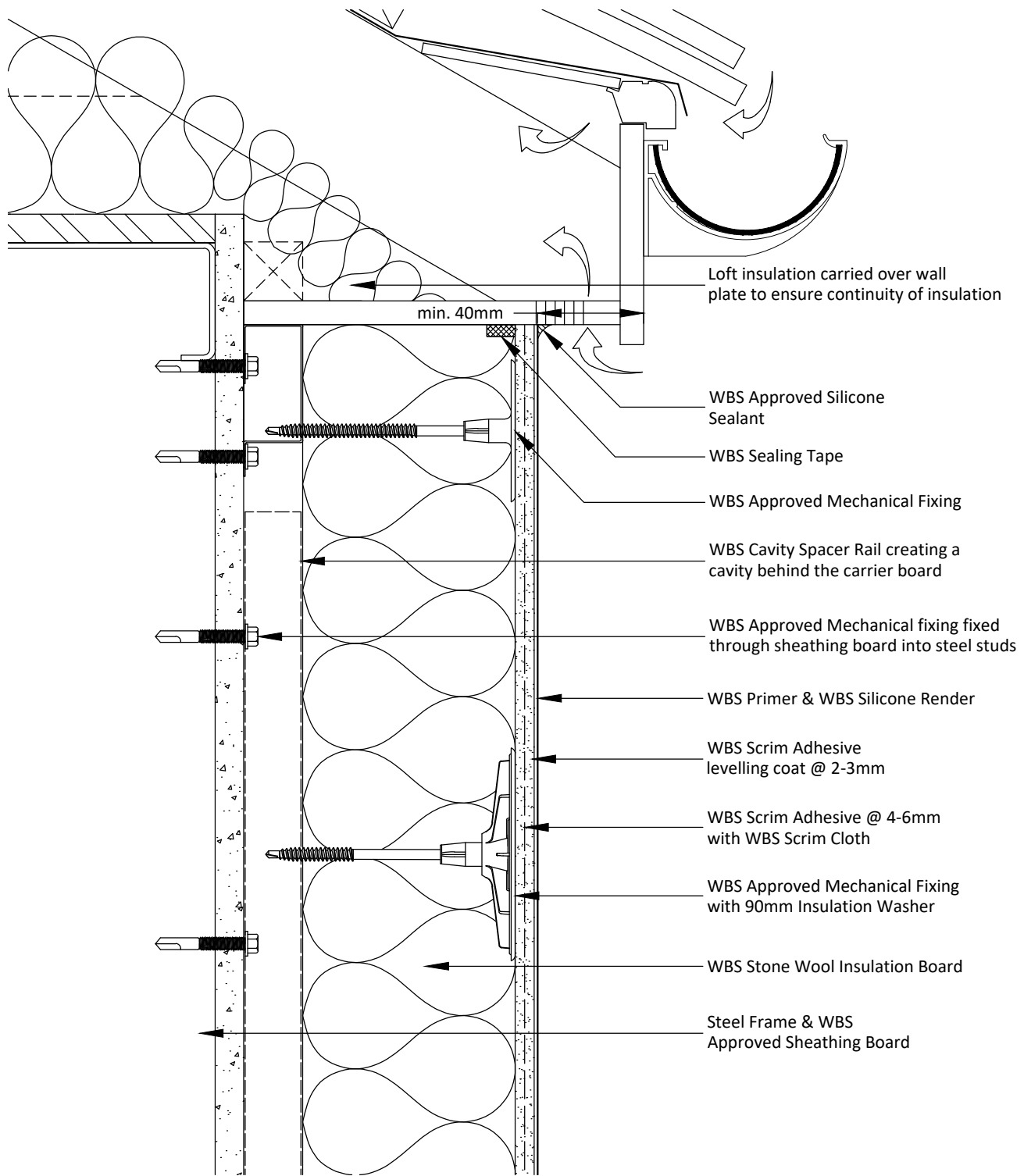


Notes:

- 1 - All existing structural movement must be replicated in the EWI system.
- 2 - Additional fixings to be installed at max. 300mm centres at horizontal movement joints.
- 3 - Concrete floor slab position shown indicatively only, positioning to be confirmed by site survey.
- 4 - Min. 100mm wide jointing pieces must be installed at connections between adjacent lengths of RCJB horizontal movement joint profiles and at connections with any pre-welded internal or external corner profiles.


Project Name:	Drawn by: D.N	Wetherby Building Systems Ltd	 <p>1 Kid Glove Road, Golborne, WA3 3GS Tel: 01942 717100 Fax: 01942 717101 Web: www.wbs-ltd.co.uk E-mail: technical@wbs-ltd.co.uk © WBS-LTD 1998-2024. All rights reserved</p>
Typical Details - Stone Wool with Silicone Render	Checked by: N.K		
Drawing Title:	Revision: -		
Horizontal Movement Joint Detail	Scale: NTS		
Drawing No:	Date: 17.10.2024		
WBS-EWI-S-RR-SW-SIL-4001	Drawing Set: 14		

Note: The intent of this drawing is to show the correct application of WBS products and systems only. All other building elements are shown for illustrative purposes only and it is not intended to detail the building construction. The WBS project specific specification must be followed & read in conjunction with detail drawings.

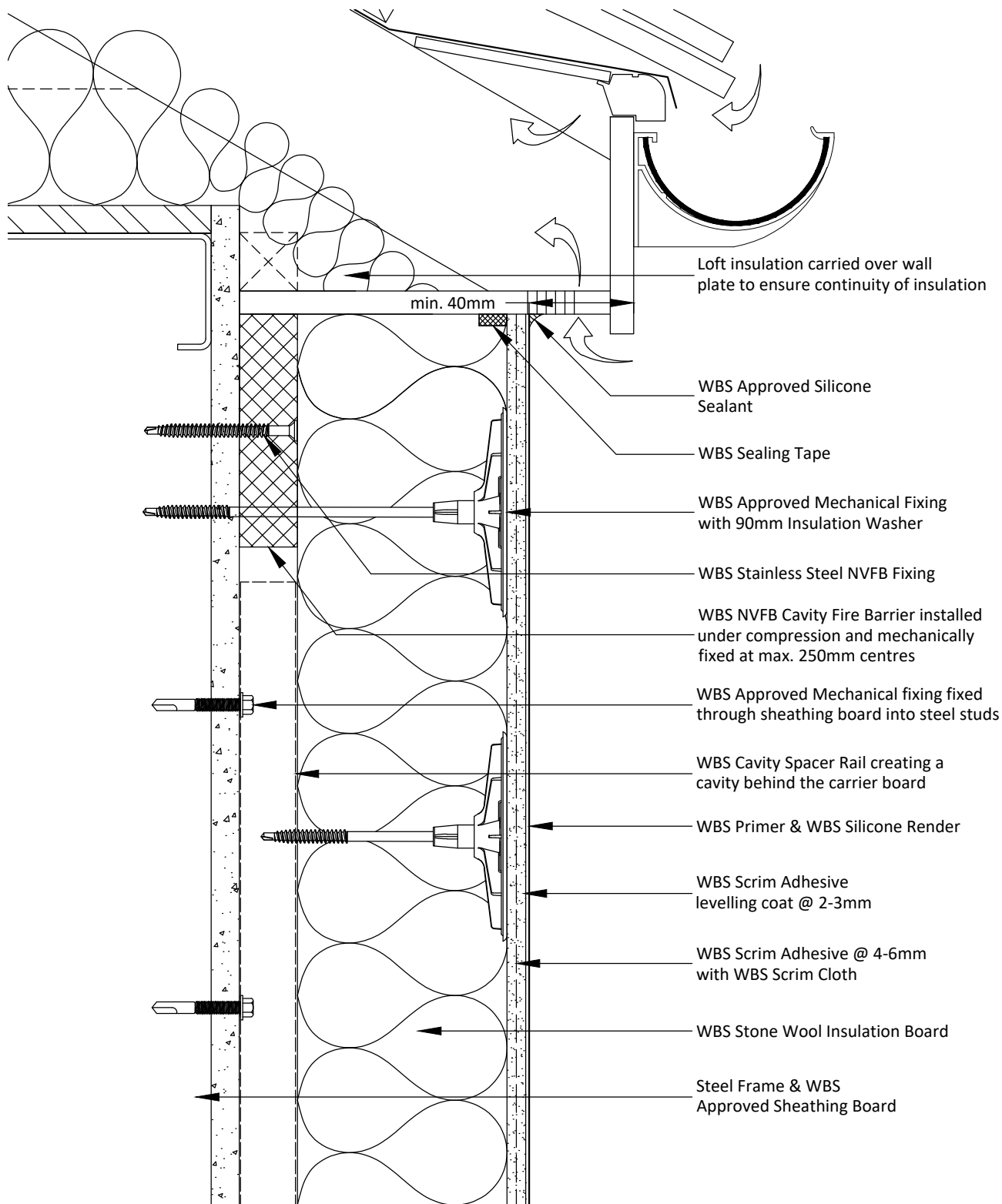


Notes:

- 1 - Additional fixings to be installed at max. 300mm centres at roof abutment.
- 2 - Loft insulation must be present to reduce cold bridging and to maintain continuity of insulation.
- 3 - Existing ventilation must not be obstructed or must be re-positioned.
(existing soffit to have sufficient ventilation retained or check for over fascia ventilation)
- 4 - The above detail may not necessarily achieve the required fire resistance / performance, subject to project specific detailing / requirements.


Project Name:	Drawn by: D.N	Wetherby Building Systems Ltd	 <p>1 Kid Glove Road, Golborne, WA3 3GS Tel: 01942 717100 Fax: 01942 717101 Web: www.wbs-ltd.co.uk E-mail: technical@wbs-ltd.co.uk © WBS-LTD 1998-2024. All rights reserved</p>
Typical Details - Stone Wool with Silicone Render	Checked by: N.K		
Drawing Title:	Revision: -		
Eaves Detail (Rail)	Scale: NTS		
Drawing No:	Date: 17.10.2024		
WBS-EWI-S-RR-SW-SIL-5000A	Drawing Set: 14		

Note: The intent of this drawing is to show the correct application of WBS products and systems only. All other building elements are shown for illustrative purposes only and it is not intended to detail the building construction. The WBS project specific specification must be followed & read in conjunction with detail drawings.

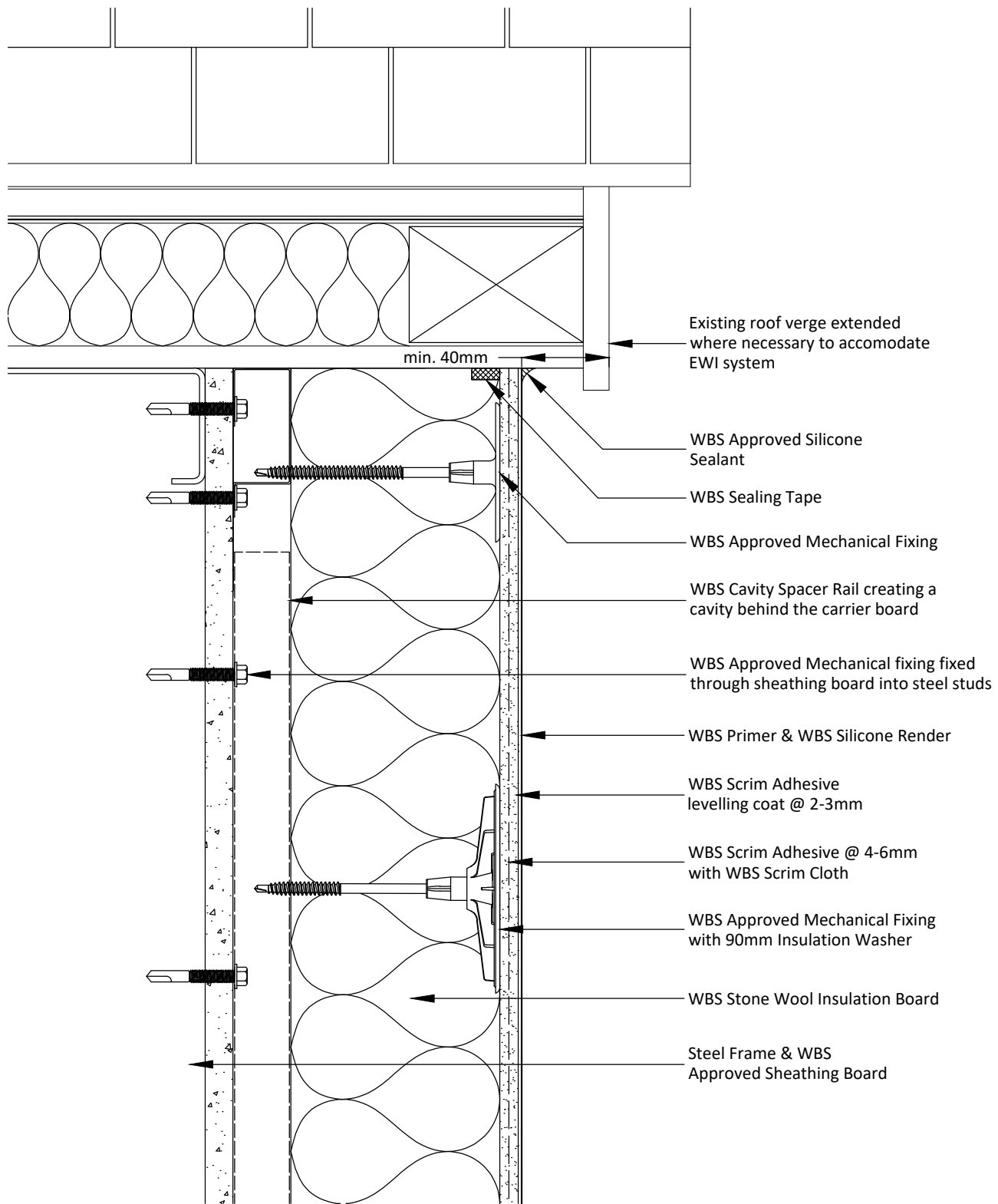


Notes:

- 1 - Additional fixings to be installed at max. 300mm centres at roof abutment.
- 2 - Loft insulation must be present to reduce cold bridging and to maintain continuity of insulation.
- 3 - Existing ventilation must not be obstructed or must be re-positioned.
(existing soffit to have sufficient ventilation retained or check for over fascia ventilation)


Project Name:	Drawn by: D.N	Wetherby Building Systems Ltd	 <p>1 Kid Glove Road, Golborne, WA3 3GS Tel: 01942 717100 Fax: 01942 717101 Web: www.wbs-ltd.co.uk E-mail: technical@wbs-ltd.co.uk © WBS-LTD 1998-2024. All rights reserved</p>
Typical Details - Stone Wool with Silicone Render	Checked by: N.K		
Drawing Title:	Revision: -		
Eaves Detail (NVFB)	Scale: NTS		
Drawing No:	Date: 17.10.2024		
WBS-EWI-S-RR-SW-SIL-5000B	Drawing Set: 14		

Note: The intent of this drawing is to show the correct application of WBS products and systems only. All other building elements are shown for illustrative purposes only and it is not intended to detail the building construction. The WBS project specific specification must be followed & read in conjunction with detail drawings.

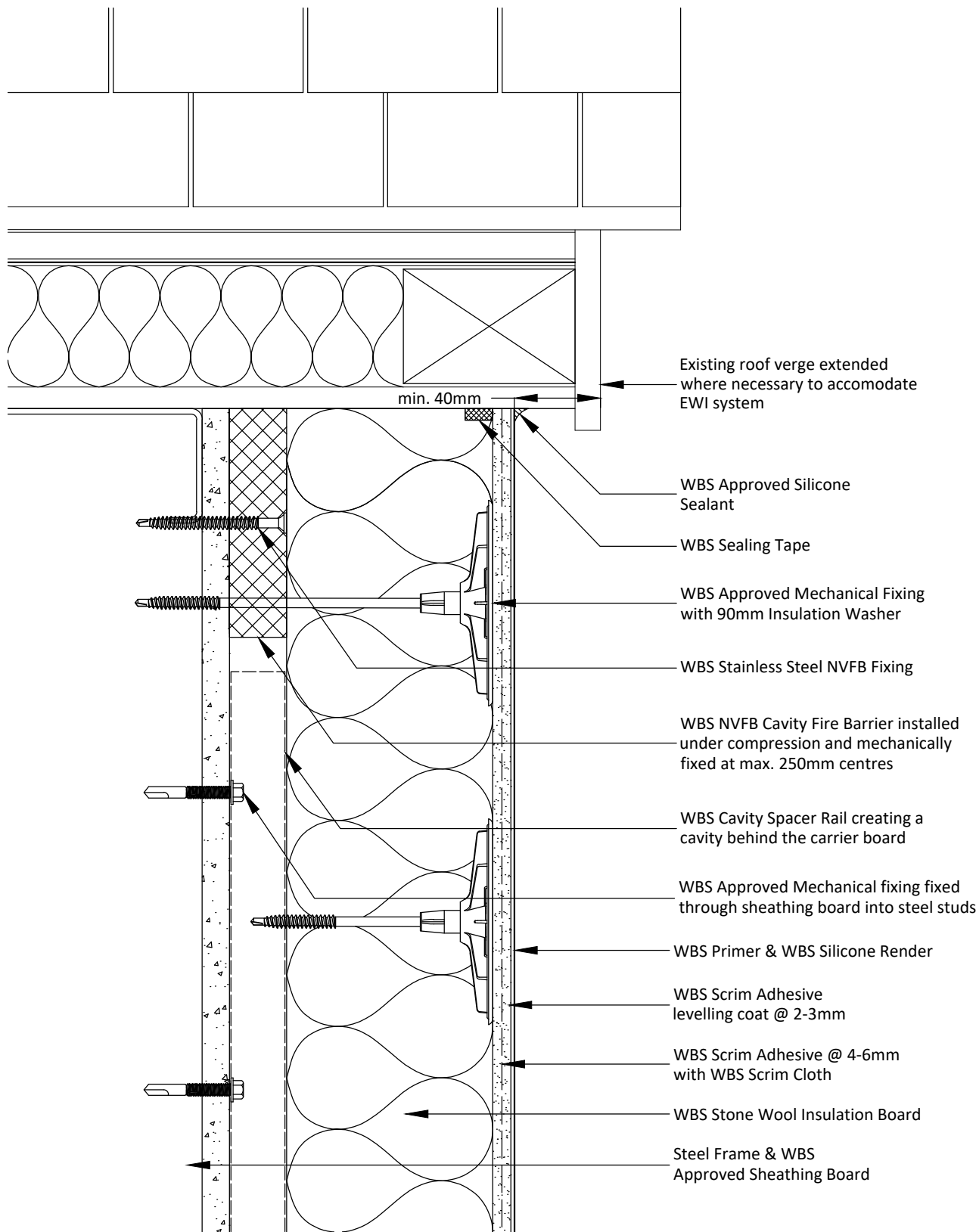


Notes:


- 1 - Additional fixings to be installed at max. 300mm centres at roof abutment.
- 2 - Loft insulation must be present to reduce cold bridging and to maintain continuity of insulation.
- 3 - The above detail may not necessarily achieve the required fire resistance / performance, subject to project specific detailing / requirements.

Project Name:	Drawn by: D.N	Wetherby Building Systems Ltd	 <p>1 Kid Glove Road, Golborne, WA3 3GS Tel: 01942 717100 Fax: 01942 717101 Web: www.wbs-ltd.co.uk E-mail: technical@wbs-ltd.co.uk © WBS-LTD 1998-2024. All rights reserved</p>
Typical Details - Stone Wool with Silicone Render	Checked by: N.K		
Drawing Title:	Revision: -		
Extended Verge Detail (Rail)	Scale: NTS		
Drawing No:	Date: 17.10.2024		
WBS-EWI-S-RR-SW-SIL-5001B	Drawing Set: 14		

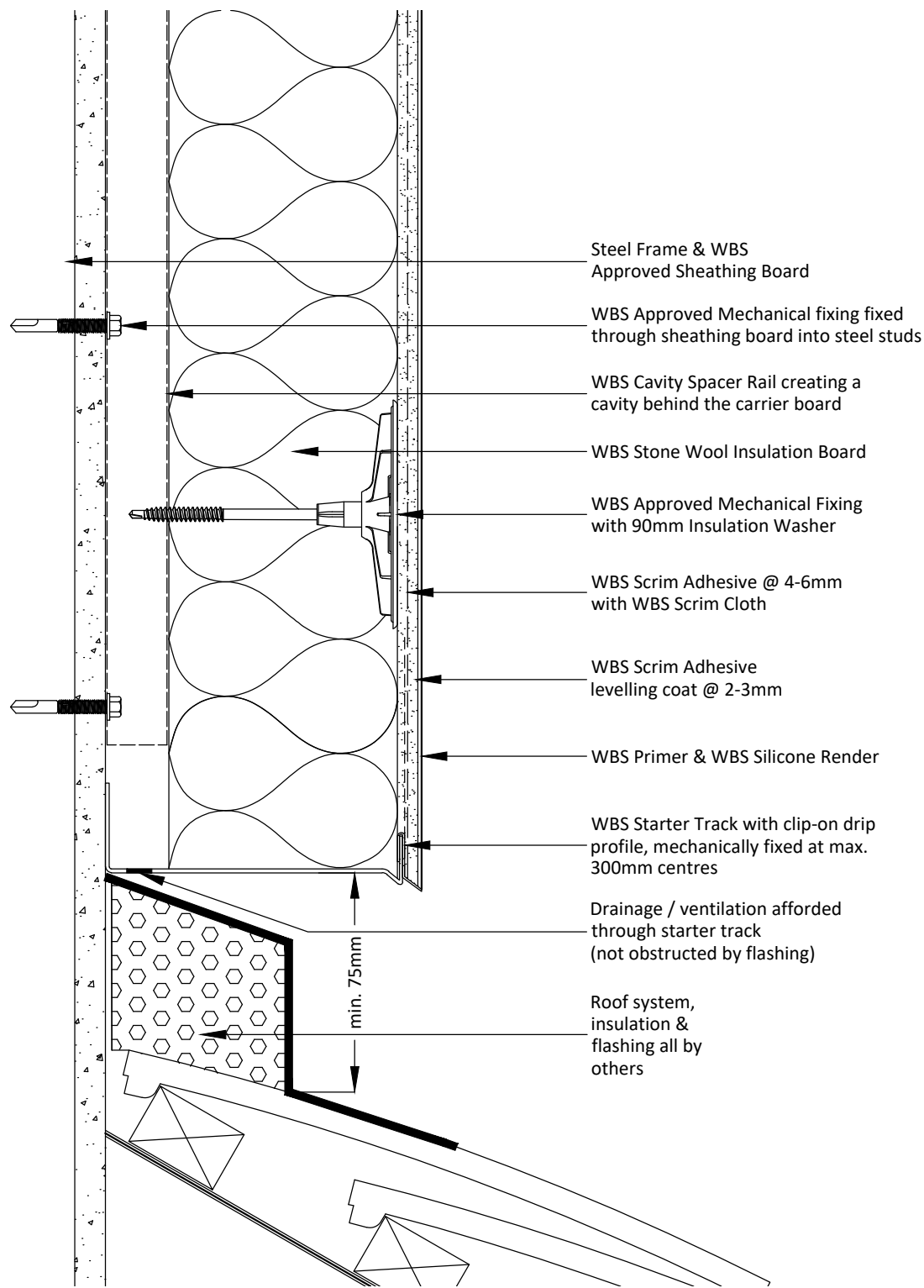
Note: The intent of this drawing is to show the correct application of WBS products and systems only. All other building elements are shown for illustrative purposes only and it is not intended to detail the building construction. The WBS project specific specification must be followed & read in conjunction with detail drawings.



- Notes:**
- 1 - Additional fixings to be installed at max. 300mm centres at roof abutment.
 - 2 - Loft insulation must be present to reduce cold bridging and to maintain continuity of insulation.


Project Name:	Drawn by: D.N	Wetherby Building Systems Ltd	 <p>1 Kid Glove Road, Golborne, WA3 3GS Tel: 01942 717100 Fax: 01942 717101 Web: www.wbs-ltd.co.uk E-mail: technical@wbs-ltd.co.uk © WBS-LTD 1998-2024. All rights reserved</p>
Typical Details - Stone Wool with Silicone Render	Checked by: N.K		
Drawing Title:	Revision: -		
Extended Verge Detail (NVFB)	Scale: NTS		
Drawing No:	Date: 17.10.2024		
WBS-EWI-S-RR-SW-SIL-5001B	Drawing Set: 14		

Note: The intent of this drawing is to show the correct application of WBS products and systems only. All other building elements are shown for illustrative purposes only and it is not intended to detail the building construction. The WBS project specific specification must be followed & read in conjunction with detail drawings.

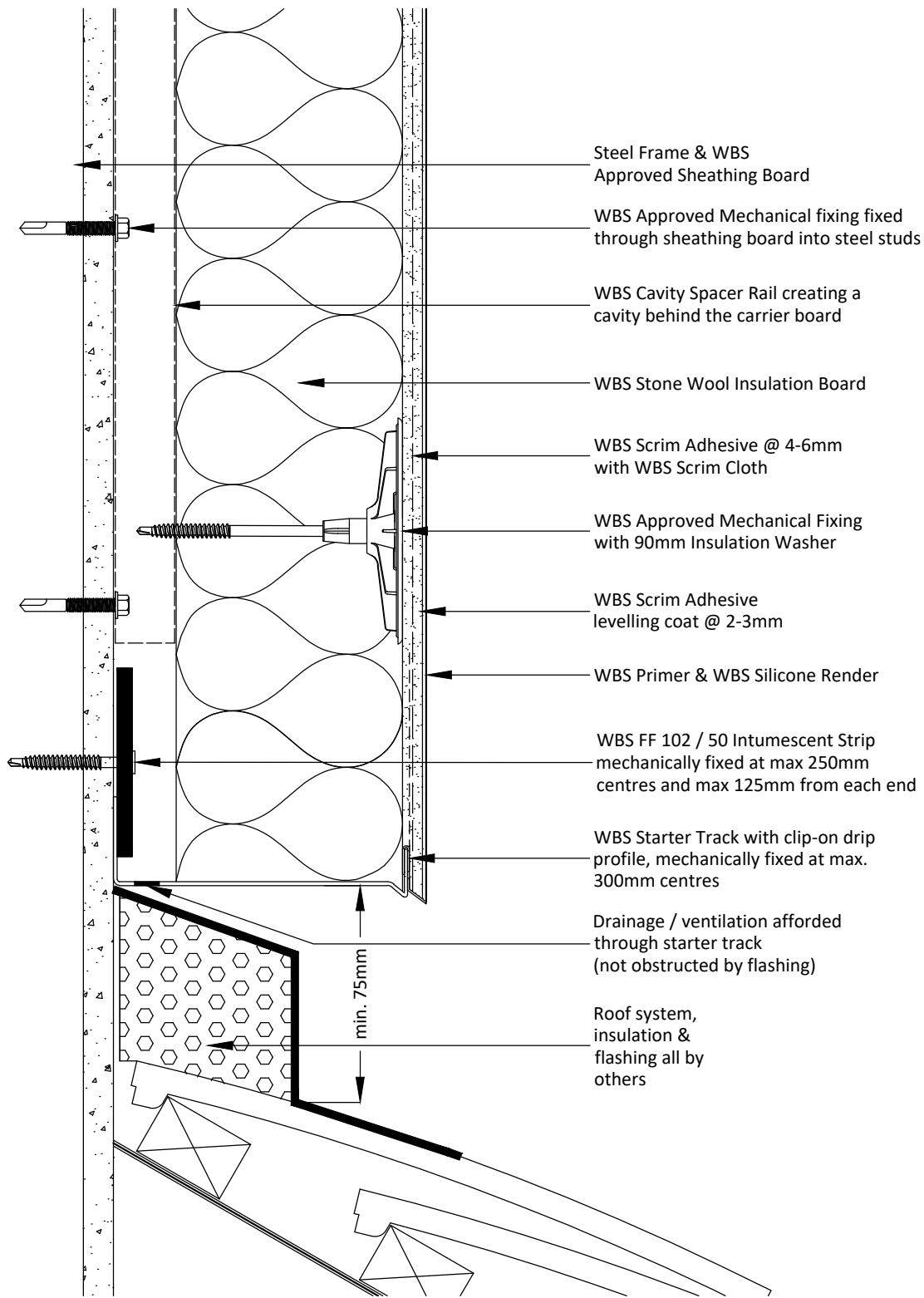


Notes:

- 1 - Insulation within roof upstand must be present to reduce cold bridging.
- 2 - Insulation at roof upstand should provide a minimum 75% of the thermal resistance of main wall insulation.
- 3 - Roof flashing/membrane can also be located behind WBS Starter Track and dressed into the wall.
- 4 - The above detail may not necessarily achieve the required fire resistance / performance, subject to project specific detailing / requirements


Project Name:	Drawn by: D.N	Wetherby Building Systems Ltd	 <p>1 Kid Glove Road, Golborne, WA3 3GS Tel: 01942 717100 Fax: 01942 717101 Web: www.wbs-ltd.co.uk E-mail: technical@wbs-ltd.co.uk © WBS-LTD 1998-2024. All rights reserved</p>
Typical Details - Stone Wool with Silicone Render	Checked by: N.K		
Drawing Title:	Revision: -		
Pitched Roof Abutment Detail (Rail)	Scale: NTS		
Drawing No:	Date: 17.10.2024		
WBS-EWI-S-RR-SW-SIL-5002B	Drawing Set: 14		

Note: The intent of this drawing is to show the correct application of WBS products and systems only. All other building elements are shown for illustrative purposes only and it is not intended to detail the building construction. The WBS project specific specification must be followed & read in conjunction with detail drawings.

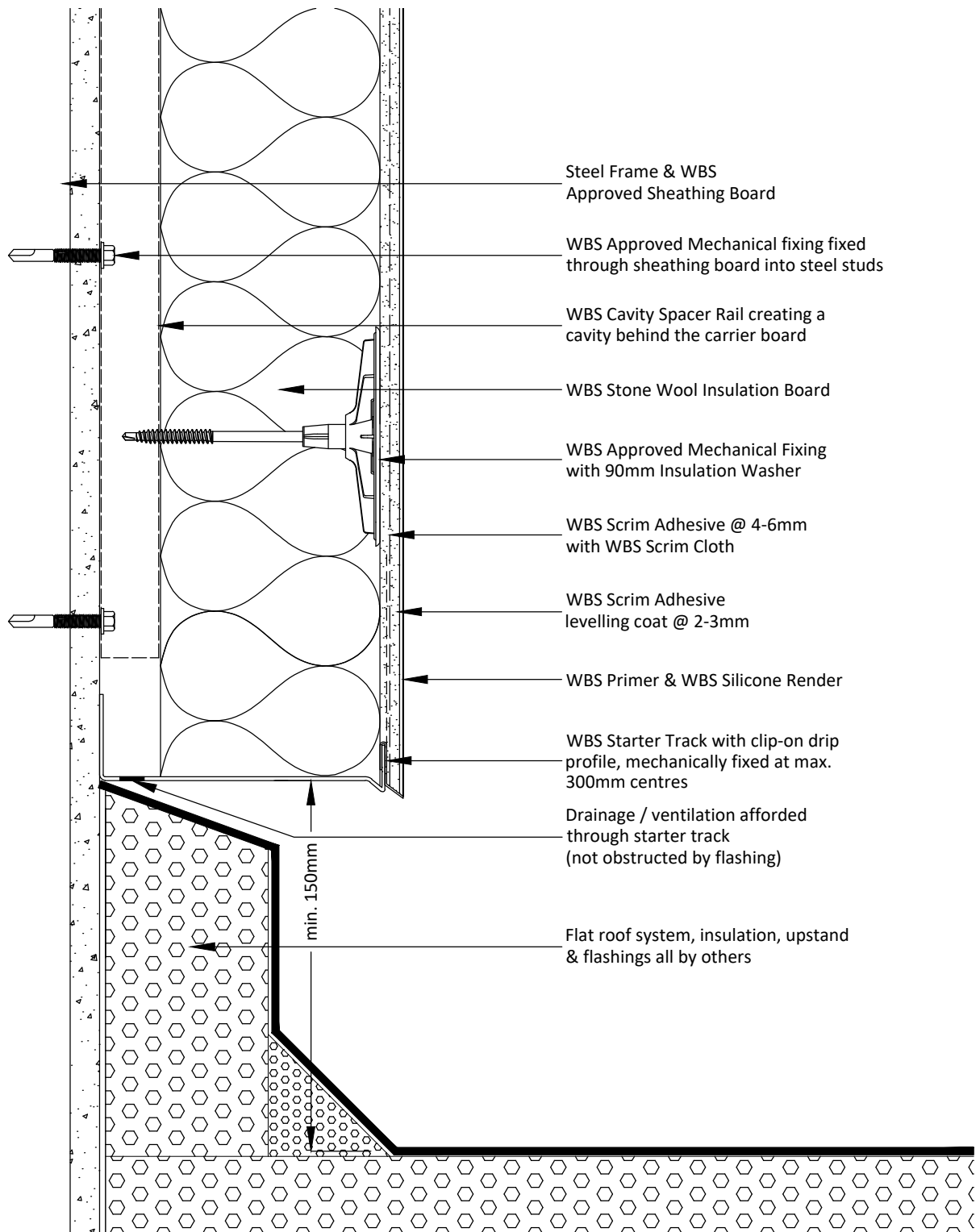


Notes:

- 1 - Insulation within roof upstand must be present to reduce cold bridging.
- 2 - Insulation at roof upstand should provide a minimum 75% of the thermal resistance of main wall insulation.
- 3 - Roof flashing/membrane can also be located behind WBS Starter Track and dressed into the wall.
- 4 - Intumescent Strip position / requirements to be confirmed subject to project specific detailing.


Project Name:	Drawn by: D.N	Wetherby Building Systems Ltd	 <p>1 Kid Glove Road, Golborne, WA3 3GS Tel: 01942 717100 Fax: 01942 717101 Web: www.wbs-ltd.co.uk E-mail: technical@wbs-ltd.co.uk © WBS-LTD 1998-2024. All rights reserved</p>
Typical Details - Stone Wool with Silicone Render	Checked by: N.K		
Drawing Title:	Revision: -		
Pitched Roof Abutment Detail (Intumescent Strip)	Scale: NTS		
Drawing No:	Date: 17.10.2024		
WBS-EWI-S-RR-SW-SIL-5002B	Drawing Set: 14		

Note: The intent of this drawing is to show the correct application of WBS products and systems only. All other building elements are shown for illustrative purposes only and it is not intended to detail the building construction. The WBS project specific specification must be followed & read in conjunction with detail drawings.

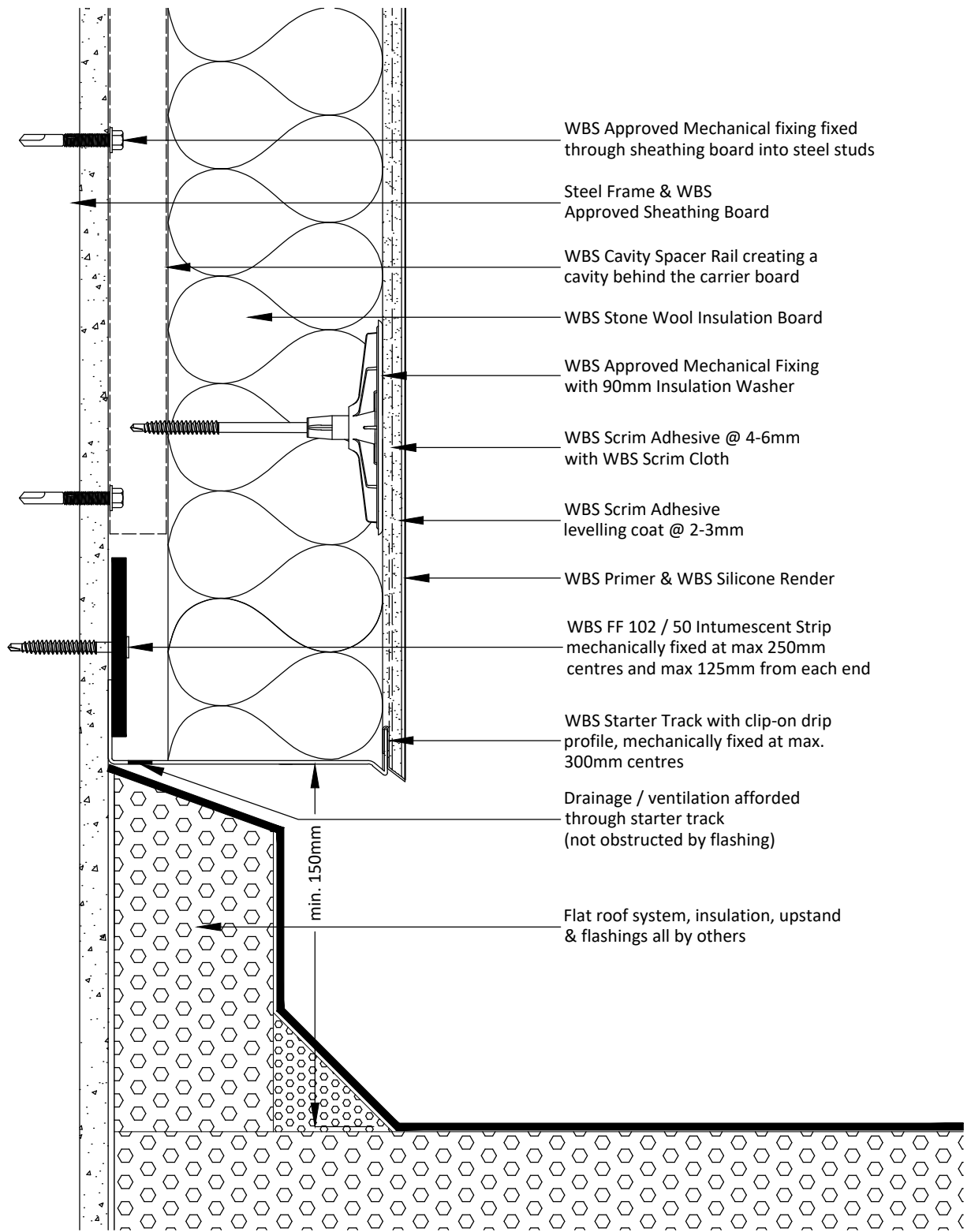


Notes:

- 1 - Insulation within roof upstand must be present to reduce cold bridging.
- 2 - Insulation at roof upstand should provide a minimum 75% of the thermal resistance of main wall insulation.
- 3 - Roof flashing/membrane can also be located behind WBS Starter Track and dressed into the wall.
- 4 - The above detail may not necessarily achieve the required fire resistance / performance, subject to project specific detailing / requirements


Project Name:	Drawn by: D.N	Wetherby Building Systems Ltd	 <p>1 Kid Glove Road, Golborne, WA3 3GS Tel: 01942 717100 Fax: 01942 717101 Web: www.wbs-ltd.co.uk E-mail: technical@wbs-ltd.co.uk © WBS-LTD 1998-2024. All rights reserved</p>
Typical Details - Stone Wool with Silicone Render	Checked by: N.K		
Drawing Title:	Revision: -		
Flat Roof Abutment Detail (Rail)	Scale: NTS		
Drawing No:	Date: 17.10.2024		
WBS-EWI-S-RR-SW-SIL-5003A	Drawing Set: 14		

Note: The intent of this drawing is to show the correct application of WBS products and systems only. All other building elements are shown for illustrative purposes only and it is not intended to detail the building construction. The WBS project specific specification must be followed & read in conjunction with detail drawings.

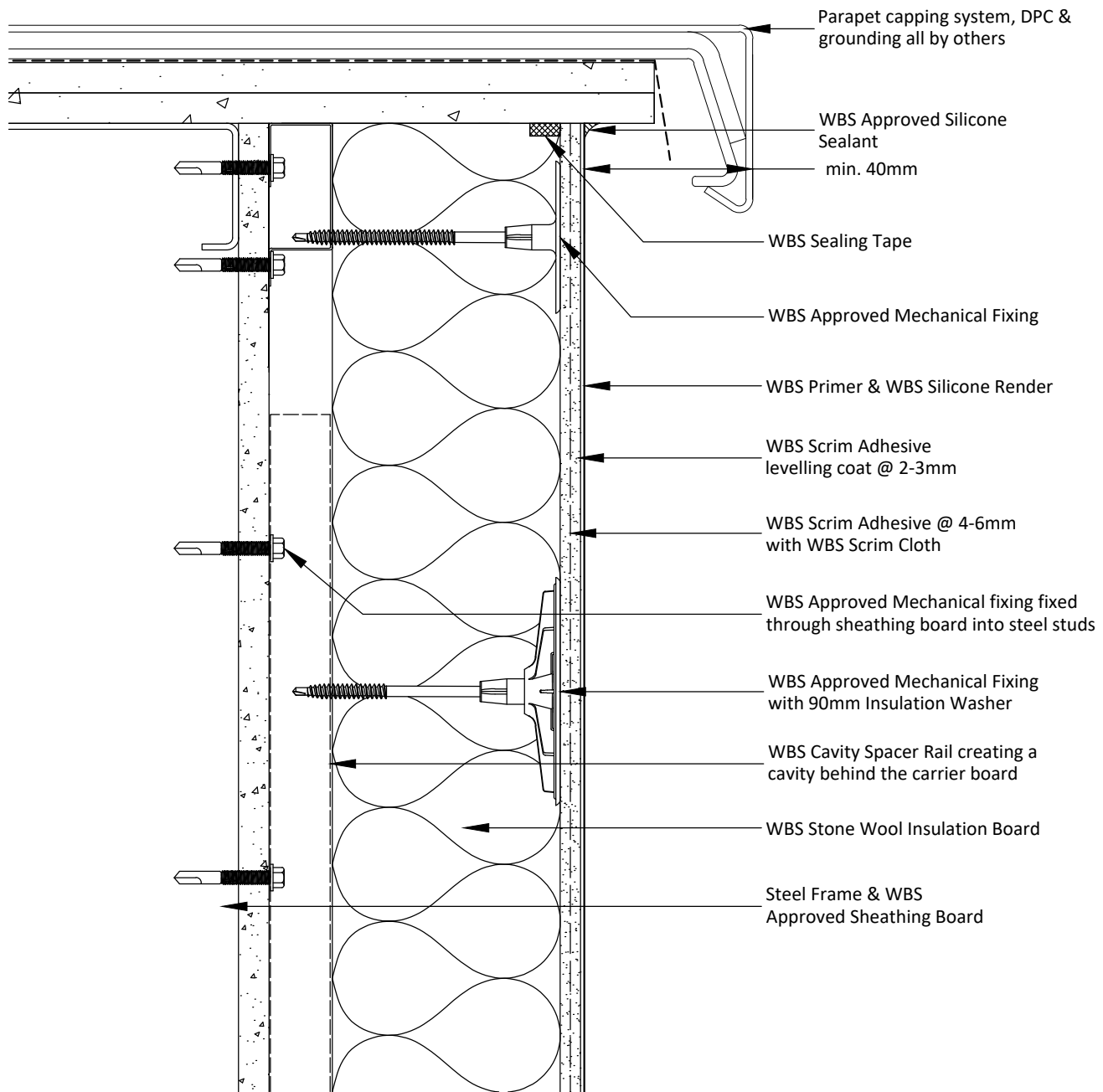


Notes:

- 1 - Insulation within roof upstand must be present to reduce cold bridging.
- 2 - Insulation at roof upstand should provide a minimum 75% of the thermal resistance of main wall insulation.
- 3 - Roof flashing/membrane can also be located behind WBS Starter Track and dressed into the wall.
- 4 - Intumescent Strip position / requirements to be confirmed subject to project specific detailing.


Project Name:	Drawn by: D.N	Wetherby Building Systems Ltd	 <p>1 Kid Glove Road, Golborne, WA3 3GS Tel: 01942 717100 Fax: 01942 717101 Web: www.wbs-ltd.co.uk E-mail: technical@wbs-ltd.co.uk © WBS-LTD 1998-2024. All rights reserved</p>
Typical Details - Stone Wool with Silicone Render	Checked by: N.K		
Drawing Title:	Revision: -		
Flat Roof Abutment Detail (Intumescent Strip)	Scale: NTS		
Drawing No:	Date: 17.10.2024		
WBS-EWI-S-RR-SW-SIL-5003B	Drawing Set: 14		

Note: The intent of this drawing is to show the correct application of WBS products and systems only. All other building elements are shown for illustrative purposes only and it is not intended to detail the building construction. The WBS project specific specification must be followed & read in conjunction with detail drawings.

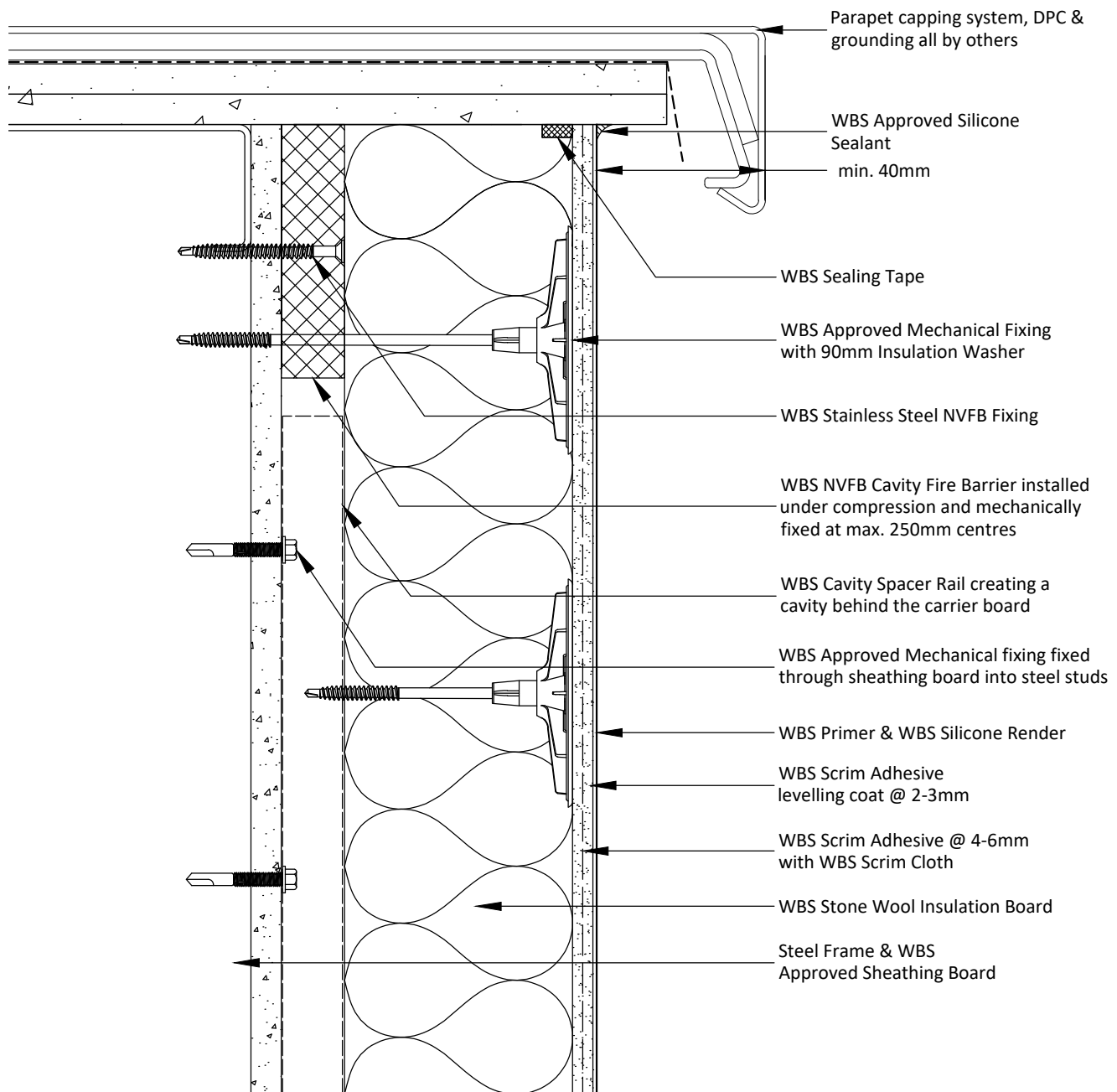


Notes:

- 1 - Additional fixings to be installed at max. 300mm centres at parapet level.
- 2 - The above detail may not necessarily achieve the required fire resistance / performance, subject to project specific detailing / requirements


Project Name:	Drawn by: D.N	Wetherby Building Systems Ltd	 <p>1 Kid Glove Road, Golborne, WA3 3GS Tel: 01942 717100 Fax: 01942 717101 Web: www.wbs-ltd.co.uk E-mail: technical@wbs-ltd.co.uk © WBS-LTD 1998-2024. All rights reserved</p>
Typical Details - Stone Wool with Silicone Render	Checked by: N.K		
Drawing Title:	Revision: -		
Parapet Detail (Rail)	Scale: NTS		
Drawing No:	Date: 17.10.2024		
WBS-EWI-S-RR-SW-SIL-5004A	Drawing Set: 14		

Note: The intent of this drawing is to show the correct application of WBS products and systems only. All other building elements are shown for illustrative purposes only and it is not intended to detail the building construction. The WBS project specific specification must be followed & read in conjunction with detail drawings.

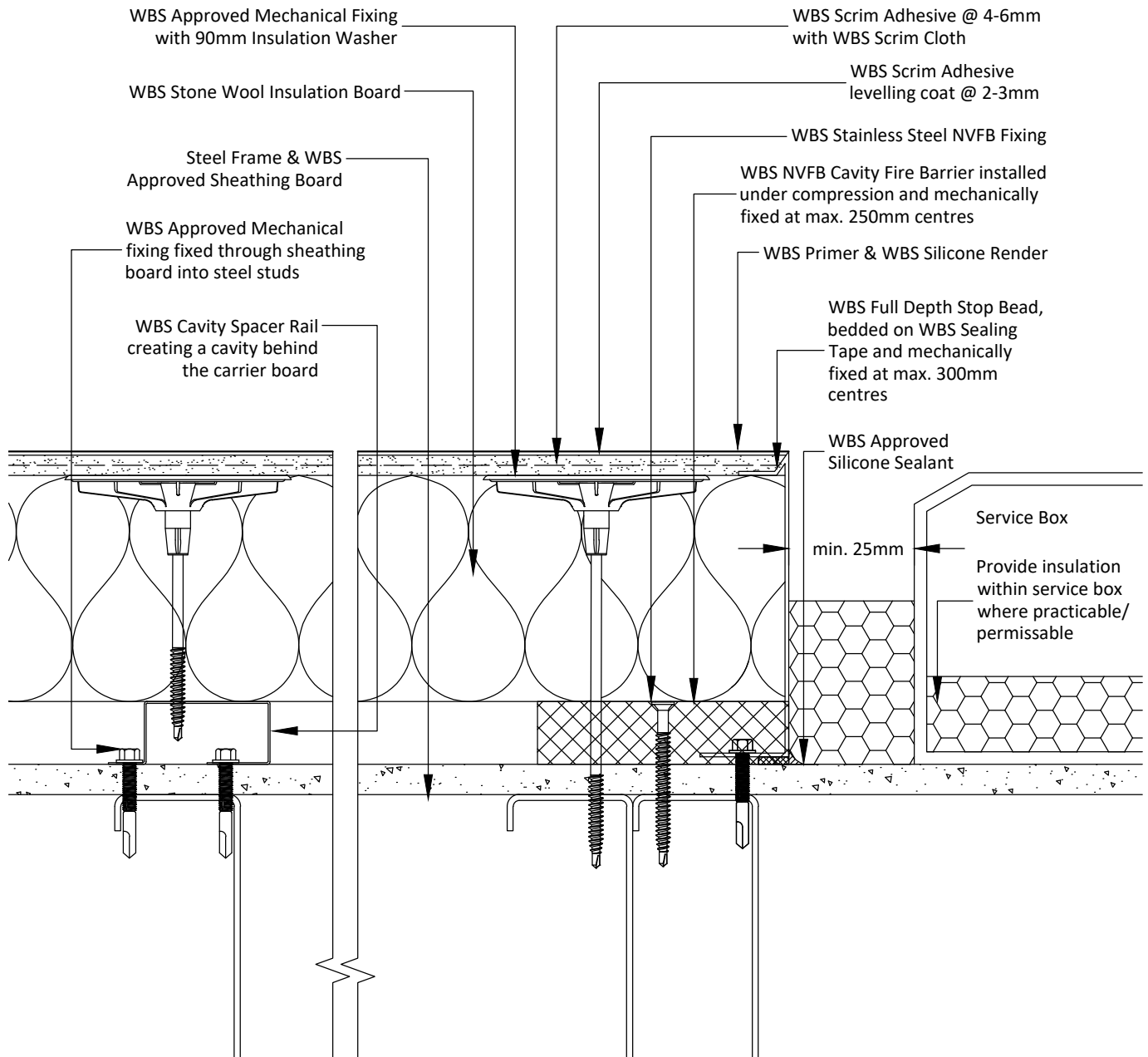


Notes:

1 - Additional fixings to be installed at max. 300mm centres at parapet level.


Project Name:	Drawn by: D.N	Wetherby Building Systems Ltd	 <p>1 Kid Glove Road, Golborne, WA3 3GS Tel: 01942 717100 Fax: 01942 717101 Web: www.wbs-ltd.co.uk E-mail: technical@wbs-ltd.co.uk © WBS-LTD 1998-2024. All rights reserved</p>
Typical Details - Stone Wool with Silicone Render	Checked by: N.K		
Drawing Title:	Revision: -		
Parapet Detail (NVFB)	Scale: NTS		
Drawing No:	Date: 17.10.2024		
WBS-EWI-S-RR-SW-SIL-5004B	Drawing Set: 14		

Note: The intent of this drawing is to show the correct application of WBS products and systems only. All other building elements are shown for illustrative purposes only and it is not intended to detail the building construction. The WBS project specific specification must be followed & read in conjunction with detail drawings.

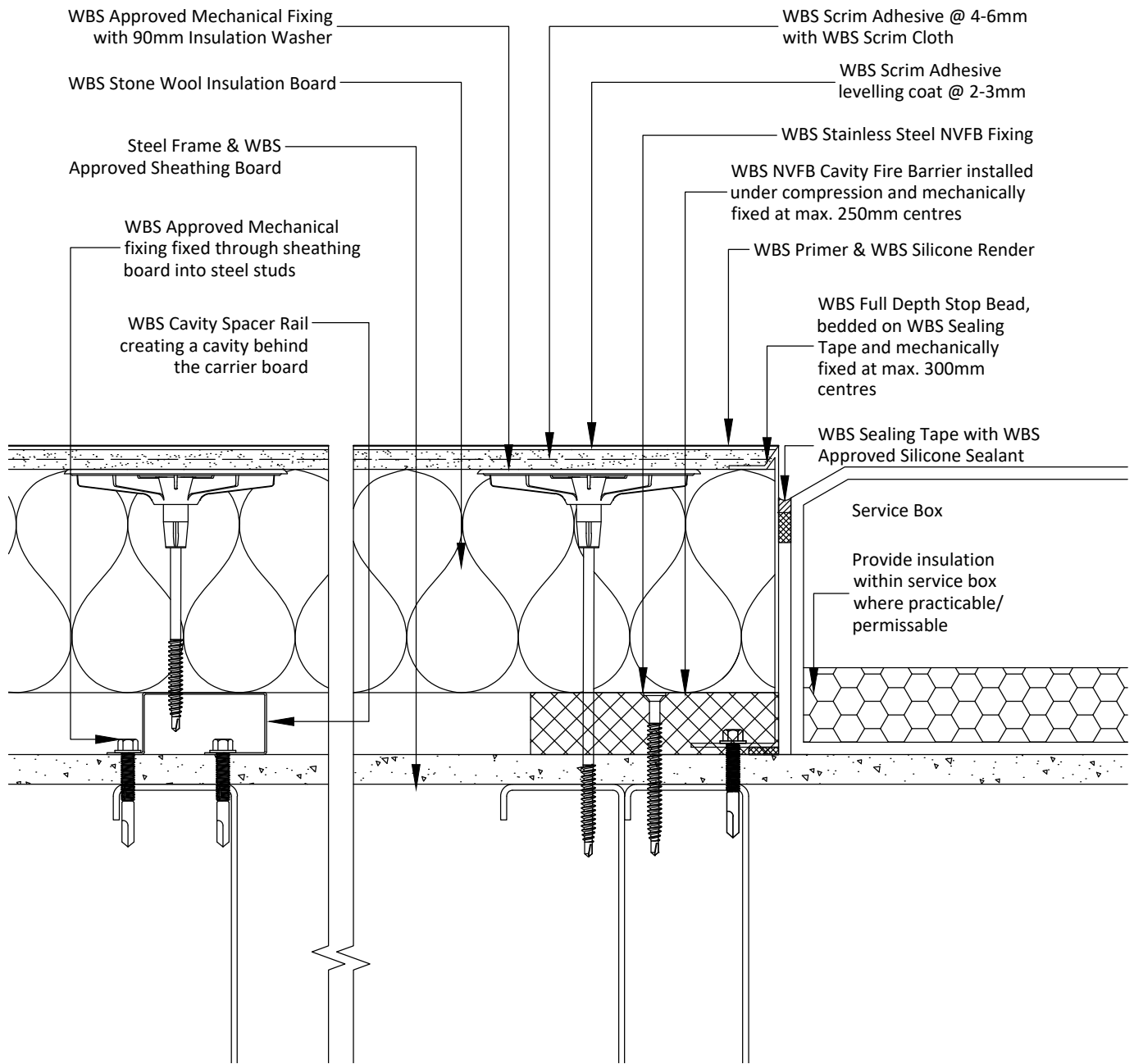


Notes:

- 1 - Existing service box must be in good condition.
- 2 - Refer to specification for the installation of external wall insulation ensuring safety and operation of fuel burning appliances V.1.0 31st March 2017'. Surface mounted gas meter boxes require a min. clearance of 25 mm for access and maintenance.
- 3 - This drawing indicates the minimum clearance dimensions. Actual clearance may require to be significantly more to facilitate maintenance, removal & replacement of the meter, including opening of the lid.


Project Name:	Drawn by: D.N	Wetherby Building Systems Ltd	 <p>1 Kid Glove Road, Golborne, WA3 3GS Tel: 01942 717100 Fax: 01942 717101 Web: www.wbs-ltd.co.uk E-mail: technical@wbs-ltd.co.uk © WBS-LTD 1998-2024. All rights reserved</p>
Typical Details - Stone Wool with Silicone Render	Checked by: N.K		
Drawing Title:	Revision: -		
Service Box Abutment Detail - Removable Box	Scale: NTS		
Drawing No:	Date: 17.10.2024		
WBS-EWI-S-RR-SW-SIL-6000	Drawing Set: 14		

Note: The intent of this drawing is to show the correct application of WBS products and systems only. All other building elements are shown for illustrative purposes only and it is not intended to detail the building construction. The WBS project specific specification must be followed & read in conjunction with detail drawings.

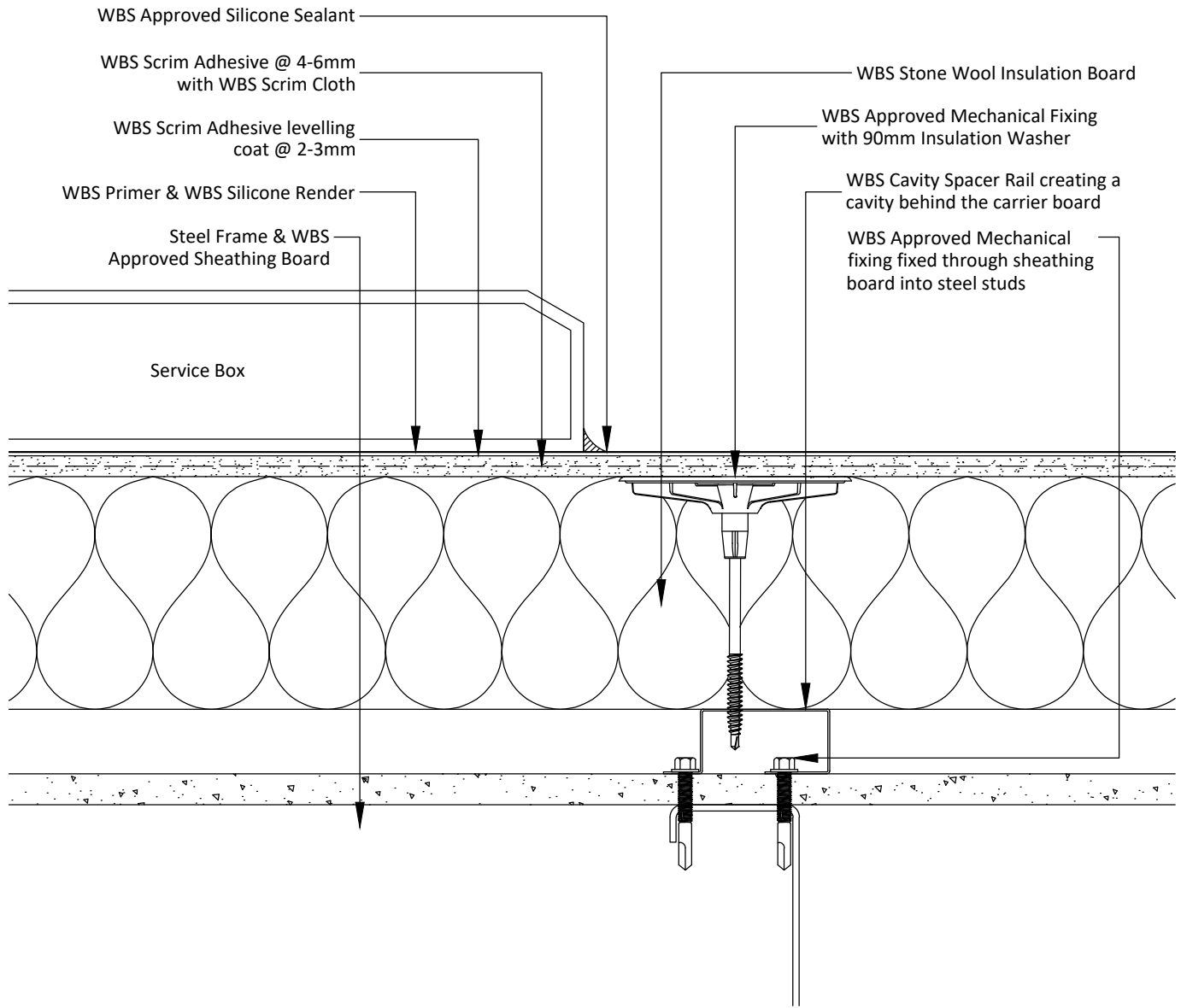


Notes:

- 1 - Existing service box must be in good condition.
- 2 - Refer to specification for the installation of external wall insulation ensuring safety and operation of fuel burning appliances V.1.0 31st March 2017'.
- 3 - Permission from the utility company may be required to allow the EWI system to be sealed against the service box.


Project Name:	Drawn by: D.N	Wetherby Building Systems Ltd	 <p>1 Kid Glove Road, Golborne, WA3 3GS Tel: 01942 717100 Fax: 01942 717101 Web: www.wbs-ltd.co.uk E-mail: technical@wbs-ltd.co.uk © WBS-LTD 1998-2024. All rights reserved</p>
Typical Details - Stone Wool with Silicone Render	Checked by: N.K		
Drawing Title:	Revision: -		
Service Box Abutment Detail - Front Access	Scale: NTS		
Drawing No:	Date: 17.10.2024		
WBS-EWI-S-RR-SW-SIL-6001	Drawing Set: 14		

Note: The intent of this drawing is to show the correct application of WBS products and systems only. All other building elements are shown for illustrative purposes only and it is not intended to detail the building construction. The WBS project specific specification must be followed & read in conjunction with detail drawings.

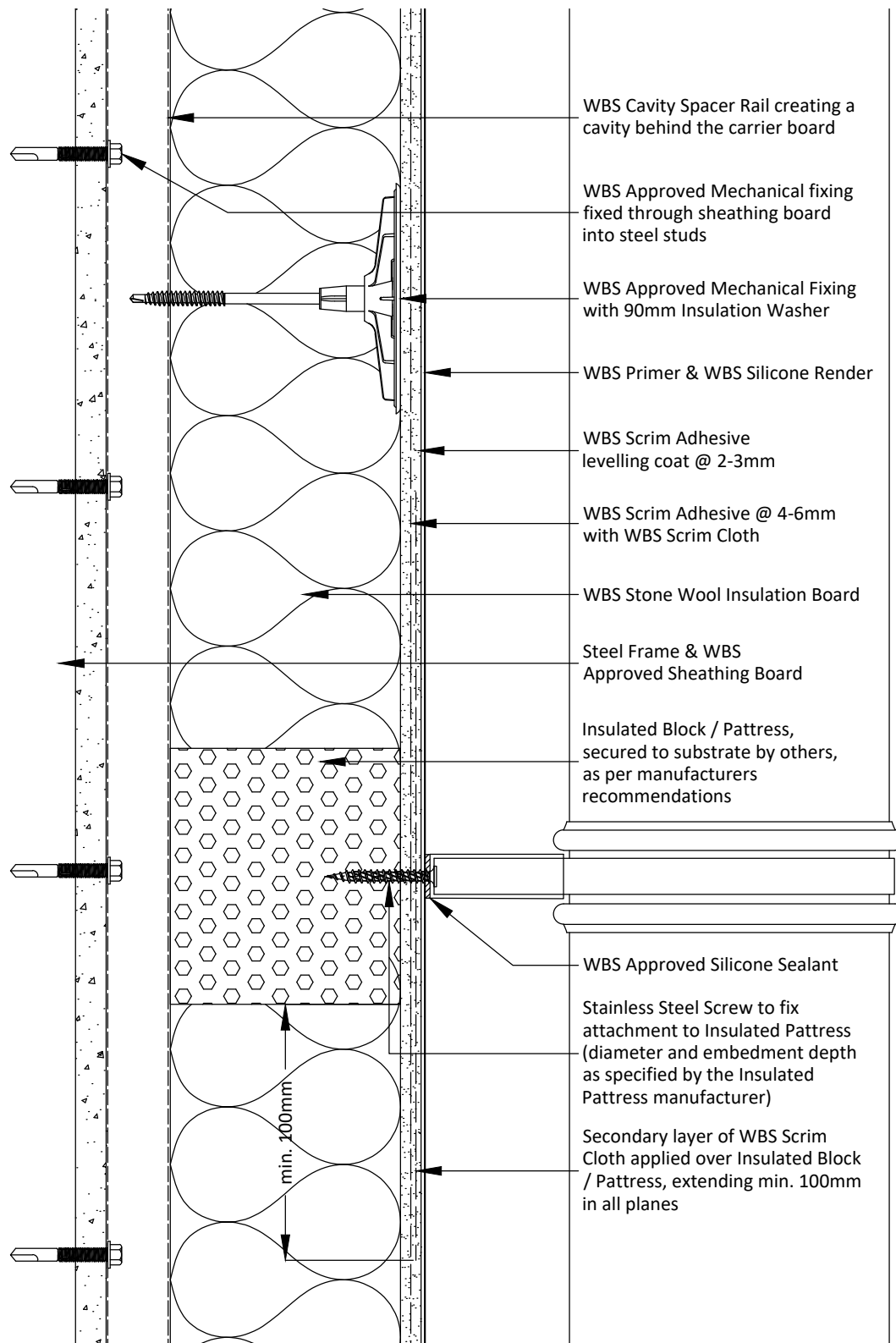


Notes:

- 1 - Service box removed and repositioned on the external face of the EWI system to ensure continuity of insulation.
- 2 - Movement of the service box should only be undertaken by the relevant party, i.e. Utility Company.
- 3 - Service box should be suitably fixed using approved fixings, fixing points to be sealed to ensure water tightness.

Project Name:	Drawn by: D.N	Wetherby Building Systems Ltd	 <p>1 Kid Glove Road, Golborne, WA3 3GS Tel: 01942 717100 Fax: 01942 717101 Web: www.wbs-ltd.co.uk E-mail: technical@wbs-ltd.co.uk © WBS-LTD 1998-2024. All rights reserved</p>
Typical Details - Stone Wool with Silicone Render	Checked by: N.K		
Drawing Title:	Revision: -		
Service Box Mounted Detail	Scale: NTS		
Drawing No:	Date: 17.10.2024		
WBS-EWI-S-RR-SW-SIL-6002	Drawing Set: 14		

Note: The intent of this drawing is to show the correct application of WBS products and systems only. All other building elements are shown for illustrative purposes only and it is not intended to detail the building construction. The WBS project specific specification must be followed & read in conjunction with detail drawings.



WBS Cavity Spacer Rail creating a cavity behind the carrier board

WBS Approved Mechanical fixing fixed through sheathing board into steel studs

WBS Approved Mechanical Fixing with 90mm Insulation Washer

WBS Primer & WBS Silicone Render

WBS Scrim Adhesive levelling coat @ 2-3mm

WBS Scrim Adhesive @ 4-6mm with WBS Scrim Cloth

WBS Stone Wool Insulation Board

Steel Frame & WBS Approved Sheathing Board

Insulated Block / Pattress, secured to substrate by others, as per manufacturers recommendations

WBS Approved Silicone Sealant

Stainless Steel Screw to fix attachment to Insulated Pattress (diameter and embedment depth as specified by the Insulated Pattress manufacturer)

Secondary layer of WBS Scrim Cloth applied over Insulated Block / Pattress, extending min. 100mm in all planes

min. 100mm

Notes:

- 1 - Insulated pattress must always be installed as per manufacturers recommendations.
- 2 - The suitability of any proposed insulated pattress to be confirmed by Wetherby Technical Department.
- 3 - Refer to insulated pattress manufacturer for allowable loadings.

Project Name:

Typical Details - Stone Wool with Silicone Render

Drawing Title:

Insulated Block / Pattress Detail

Drawing No:

WBS-EWI-S-RR-SW-SIL-6003

Drawn by: D.N

Checked by: N.K

Revision: -

Scale: NTS

Date: 17.10.2024

Drawing Set: 14

Wetherby Building Systems Ltd



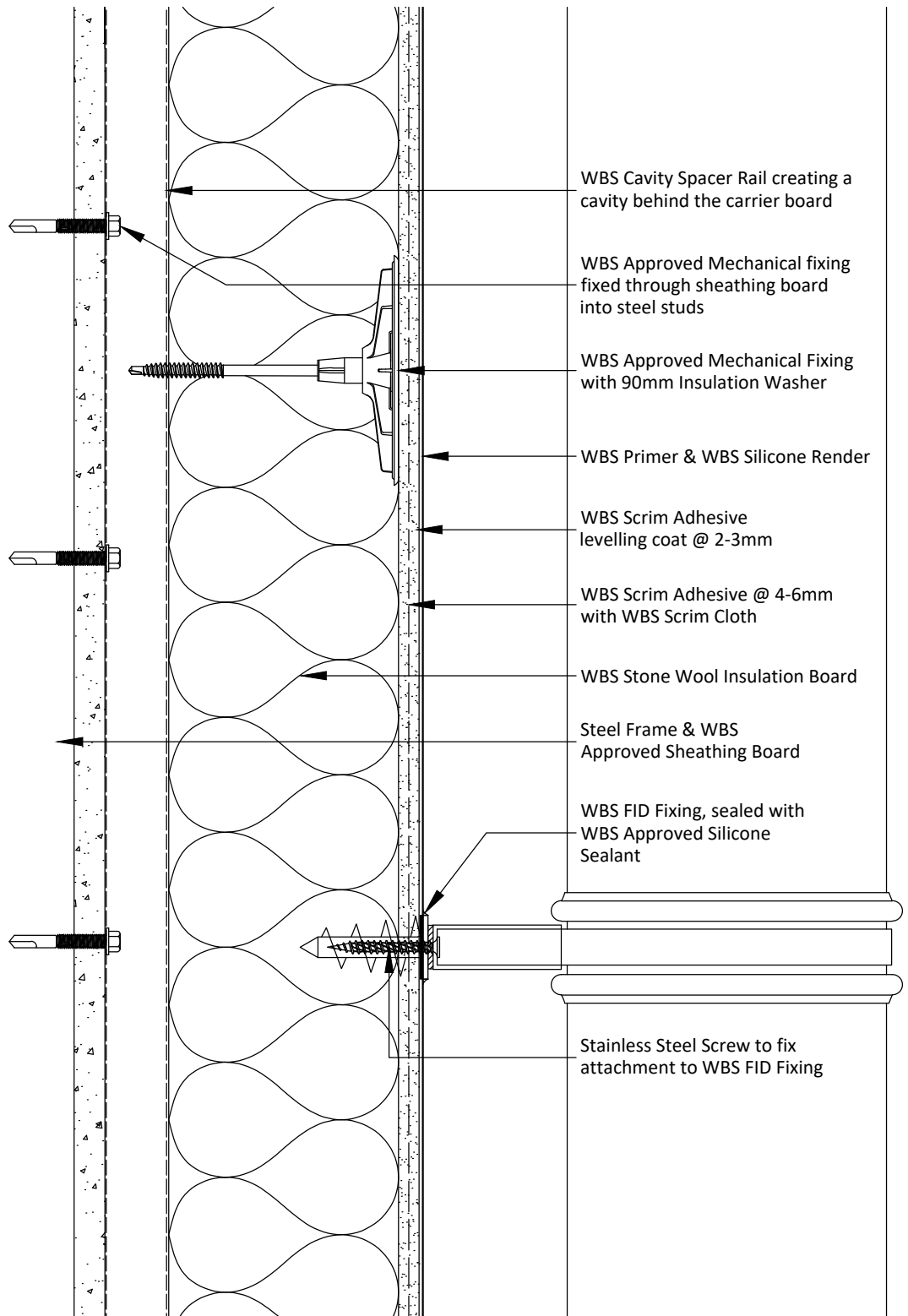
1 Kid Glove Road, Golborne, WA3 3GS
Tel: 01942 717100 Fax: 01942 717101

Web: www.wbs-ltd.co.uk

E-mail: technical@wbs-ltd.co.uk


© WBS-LTD 1998-2024. All rights reserved

Note: The intent of this drawing is to show the correct application of WBS products and systems only. All other building elements are shown for illustrative purposes only and it is not intended to detail the building construction. The WBS project specific specification must be followed & read in conjunction with detail drawings.

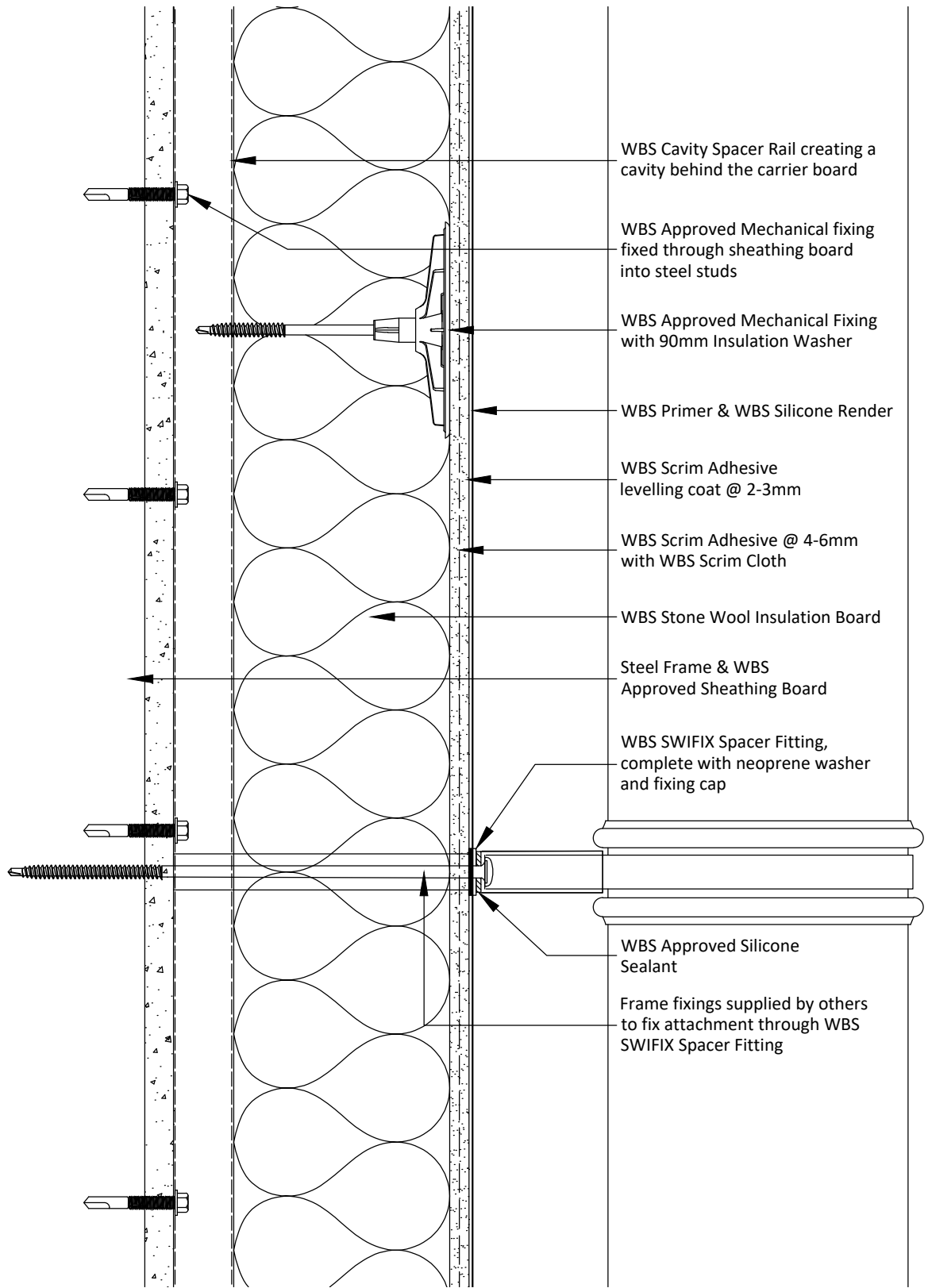


Notes:

- 1 - Pilot hole may be required for traditional render finishes.
- 2 - WBS FID50 can receive 4.5-5.0mm diameter screws whilst WBS FID90 can only receive 6.0mm diameter screws.
- 3 - WBS FID fixings are not suitable for heavier attachments, e.g. cast iron RWP's, satellite dish etc
Refer to fixing manufacturer for allowable loadings.


Project Name:	Drawn by: D.N	Wetherby Building Systems Ltd	 <p>1 Kid Glove Road, Golborne, WA3 3GS Tel: 01942 717100 Fax: 01942 717101 Web: www.wbs-ltd.co.uk E-mail: technical@wbs-ltd.co.uk © WBS-LTD 1998-2024. All rights reserved</p>
Typical Details - Stone Wool with Silicone Render	Checked by: N.K		
Drawing Title:	Revision: -		
Lightweight External Attachment Detail	Scale: NTS		
Drawing No:	Date: 17.10.2024		
WBS-EWI-S-RR-SW-SIL-6004	Drawing Set: 14		

Note: The intent of this drawing is to show the correct application of WBS products and systems only. All other building elements are shown for illustrative purposes only and it is not intended to detail the building construction. The WBS project specific specification must be followed & read in conjunction with detail drawings.

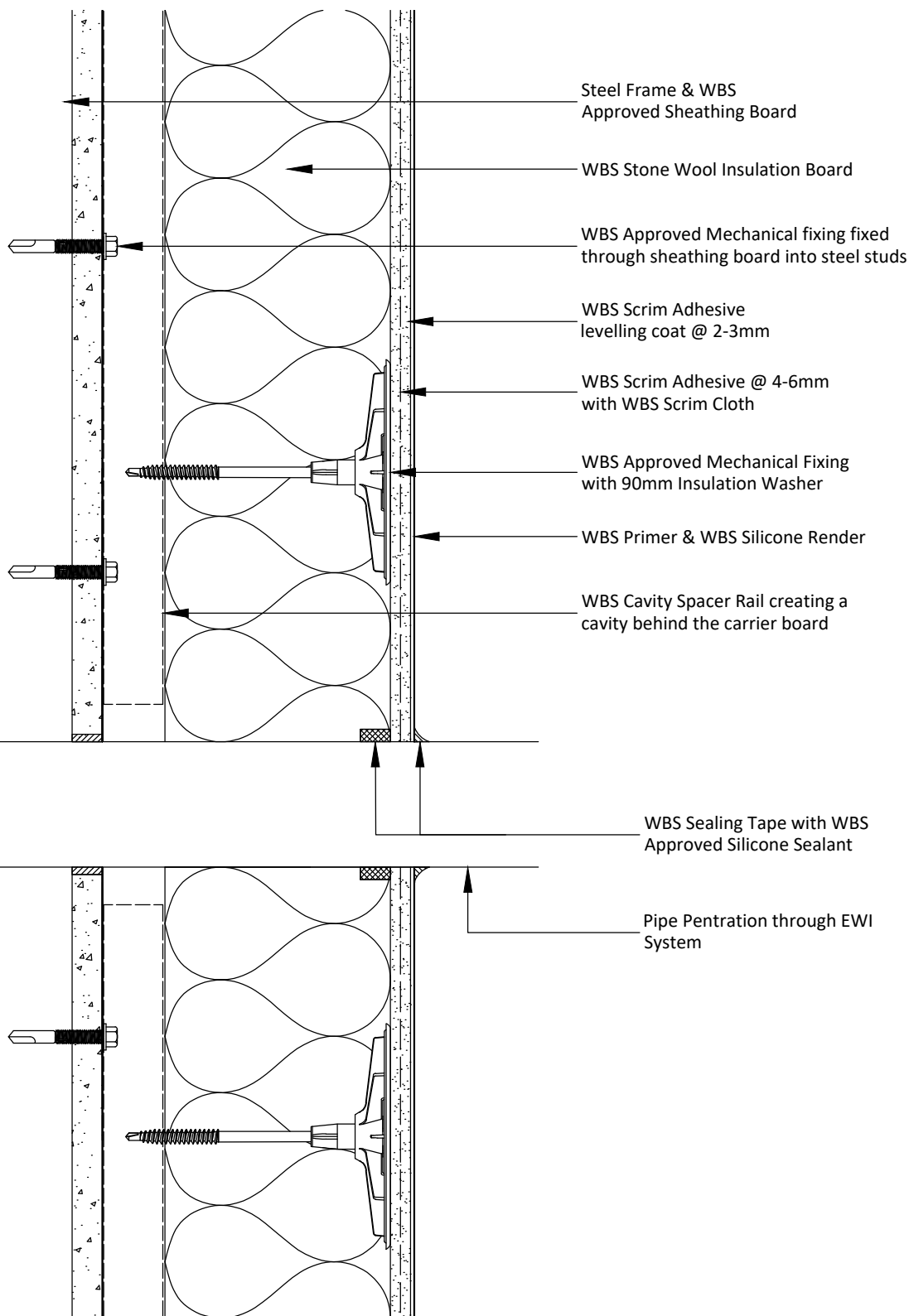


Notes:

- 1 - WBS SWIFIX Spacer Fitting to be cut to correct length prior to installation.
- 2 - Refer to fixing manufacturer for allowable loadings.


Project Name:	Drawn by: D.N	Wetherby Building Systems Ltd	 <p>1 Kid Glove Road, Golborne, WA3 3GS Tel: 01942 717100 Fax: 01942 717101 Web: www.wbs-ltd.co.uk E-mail: technical@wbs-ltd.co.uk © WBS-LTD 1998-2024. All rights reserved</p>
Typical Details - Stone Wool with Silicone Render	Checked by: N.K		
Drawing Title:	Revision: -		
Heavy External Attachment Detail A	Scale: NTS		
Drawing No:	Date: 17.10.2024		
WBS-EWI-S-RR-SW-SIL-6005	Drawing Set: 14		

Note: The intent of this drawing is to show the correct application of WBS products and systems only. All other building elements are shown for illustrative purposes only and it is not intended to detail the building construction. The WBS project specific specification must be followed & read in conjunction with detail drawings.

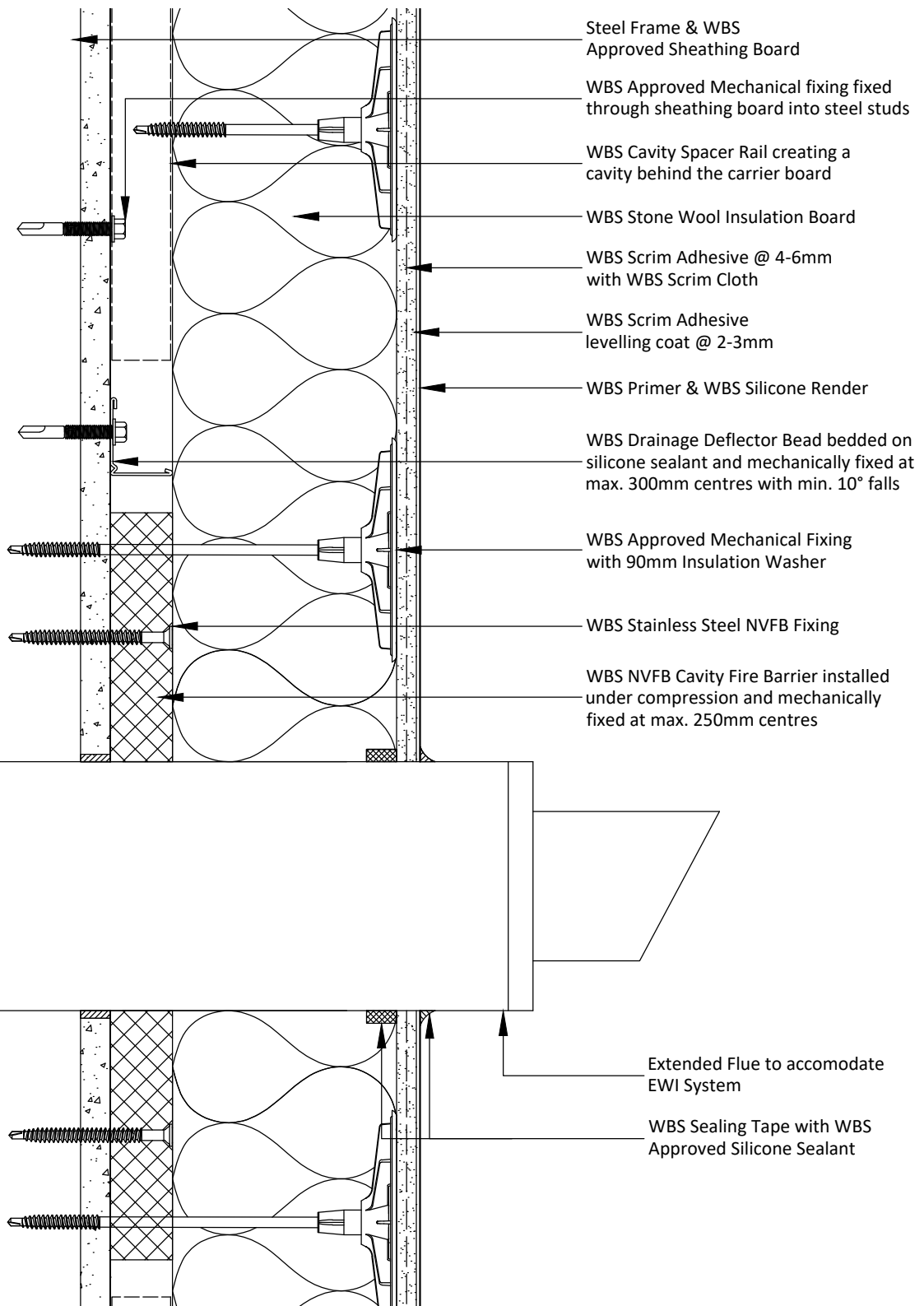


Notes:

1 - Detail may require Non-Ventilated Fire Barriers subject to project specific guidance.


Project Name:	Drawn by: D.N	Wetherby Building Systems Ltd	 <p>1 Kid Glove Road, Golborne, WA3 3GS Tel: 01942 717100 Fax: 01942 717101 Web: www.wbs-ltd.co.uk E-mail: technical@wbs-ltd.co.uk © WBS-LTD 1998-2024. All rights reserved</p>
Typical Details - Stone Wool with Silicone Render	Checked by: N.K		
Drawing Title:	Revision: -		
Pipe Penetration Detail	Scale: NTS		
Drawing No:	Date: 17.10.2024		
WBS-EWI-S-RR-SW-SIL-6006	Drawing Set: 14		

Note: The intent of this drawing is to show the correct application of WBS products and systems only. All other building elements are shown for illustrative purposes only and it is not intended to detail the building construction. The WBS project specific specification must be followed & read in conjunction with detail drawings.

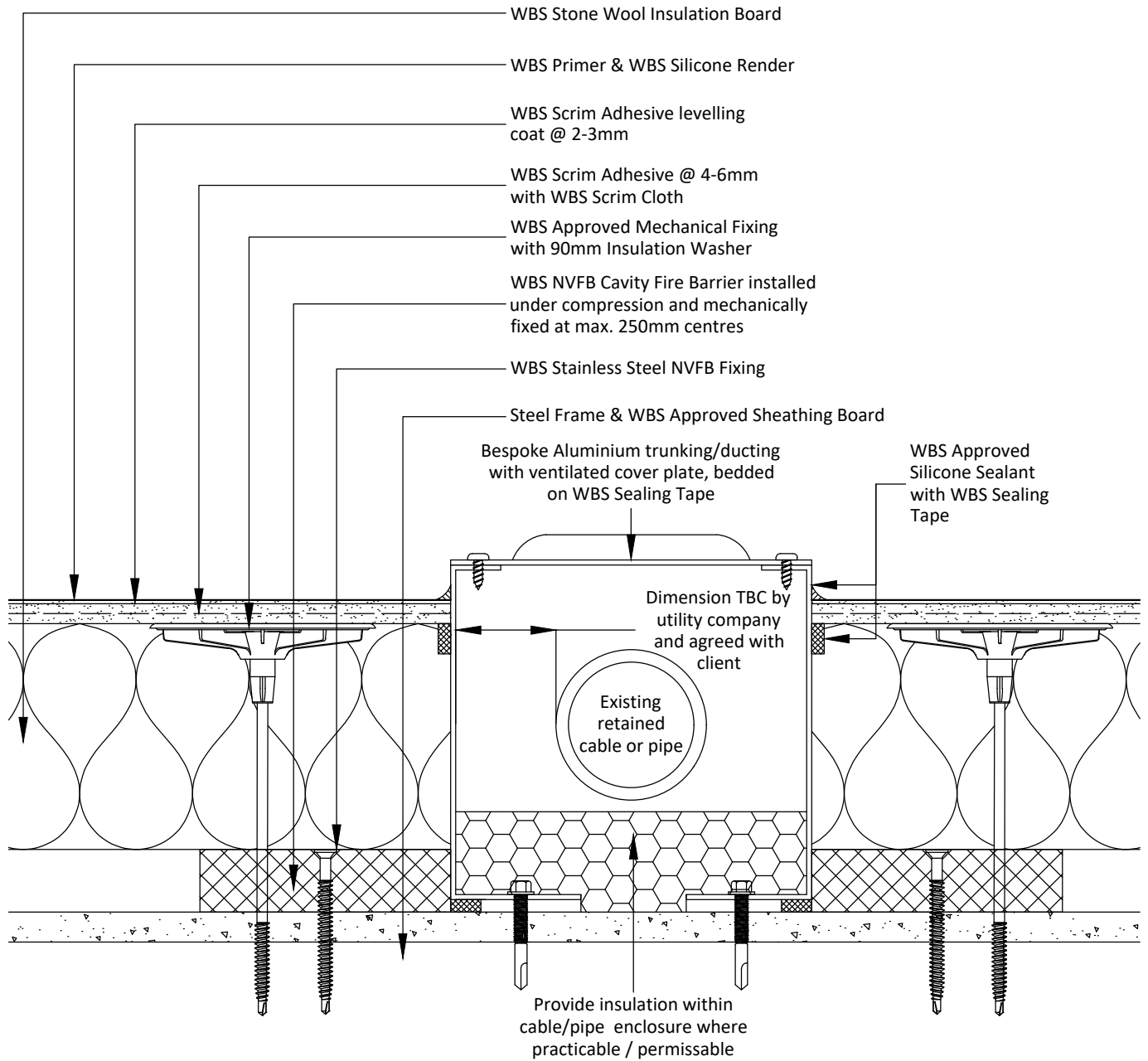


Notes:

- 1 - Detail is only suitable where flue has been extended to accommodate the thickness of the EWI System.
- 2 - Minimum 200mm insulation bond overlap.
- 3 - Where existing flue cannot be extended, contact Wetherby Technical Department for further guidance.


Project Name:	Drawn by: D.N	Wetherby Building Systems Ltd	 <p>1 Kid Glove Road, Golborne, WA3 3GS Tel: 01942 717100 Fax: 01942 717101 Web: www.wbs-ltd.co.uk E-mail: technical@wbs-ltd.co.uk © WBS-LTD 1998-2024. All rights reserved</p>
Typical Details - Stone Wool with Silicone Render	Checked by: N.K		
Drawing Title:	Revision: -		
Extended Flue Detail	Scale: NTS		
Drawing No:	Date: 17.10.2024		
WBS-EWI-S-RR-SW-SIL-6007	Drawing Set: 14		

Note: The intent of this drawing is to show the correct application of WBS products and systems only. All other building elements are shown for illustrative purposes only and it is not intended to detail the building construction. The WBS project specific specification must be followed & read in conjunction with detail drawings.

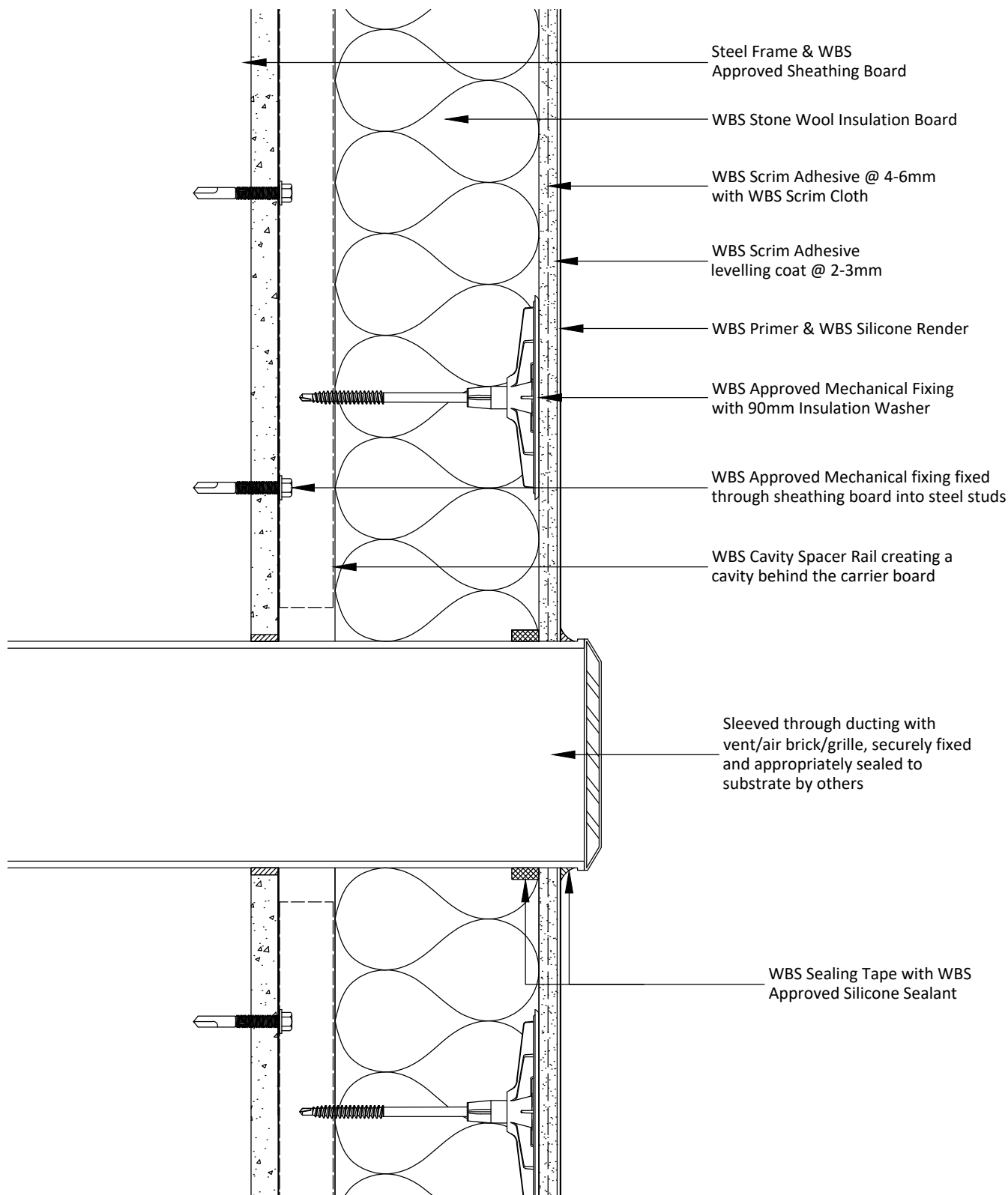


Notes:

- 1 - Aluminium trunking/ducting must be suitably designed to suit the required EWI system thickness
- 2 - For gas pipes, enclosures must have removable ventilated covers in accordance with the 'Specification for the installation of external wall insulation ensuring safety and operation of fuel burning appliances V.1.0 31st March 2017'. Ensure that the EWI system is fully sealed to the wall to prevent gas entry into the system.
- 3 - Ventilation rate to be confirmed by utility company.


Project Name:	Drawn by: D.N	Wetherby Building Systems Ltd	 <p>1 Kid Glove Road, Golborne, WA3 3GS Tel: 01942 717100 Fax: 01942 717101 Web: www.wbs-ltd.co.uk E-mail: technical@wbs-ltd.co.uk © WBS-LTD 1998-2024. All rights reserved</p>
Typical Details - Stone Wool with Silicone Render	Checked by: N.K		
Drawing Title:	Revision: -		
Gas Pipe / Electrical Service Enclosure Detail	Scale: NTS		
Drawing No:	Date: 17.10.2024		
WBS-EWI-S-RR-SW-SIL-6008	Drawing Set: 14		

Note: The intent of this drawing is to show the correct application of WBS products and systems only. All other building elements are shown for illustrative purposes only and it is not intended to detail the building construction. The WBS project specific specification must be followed & read in conjunction with detail drawings.

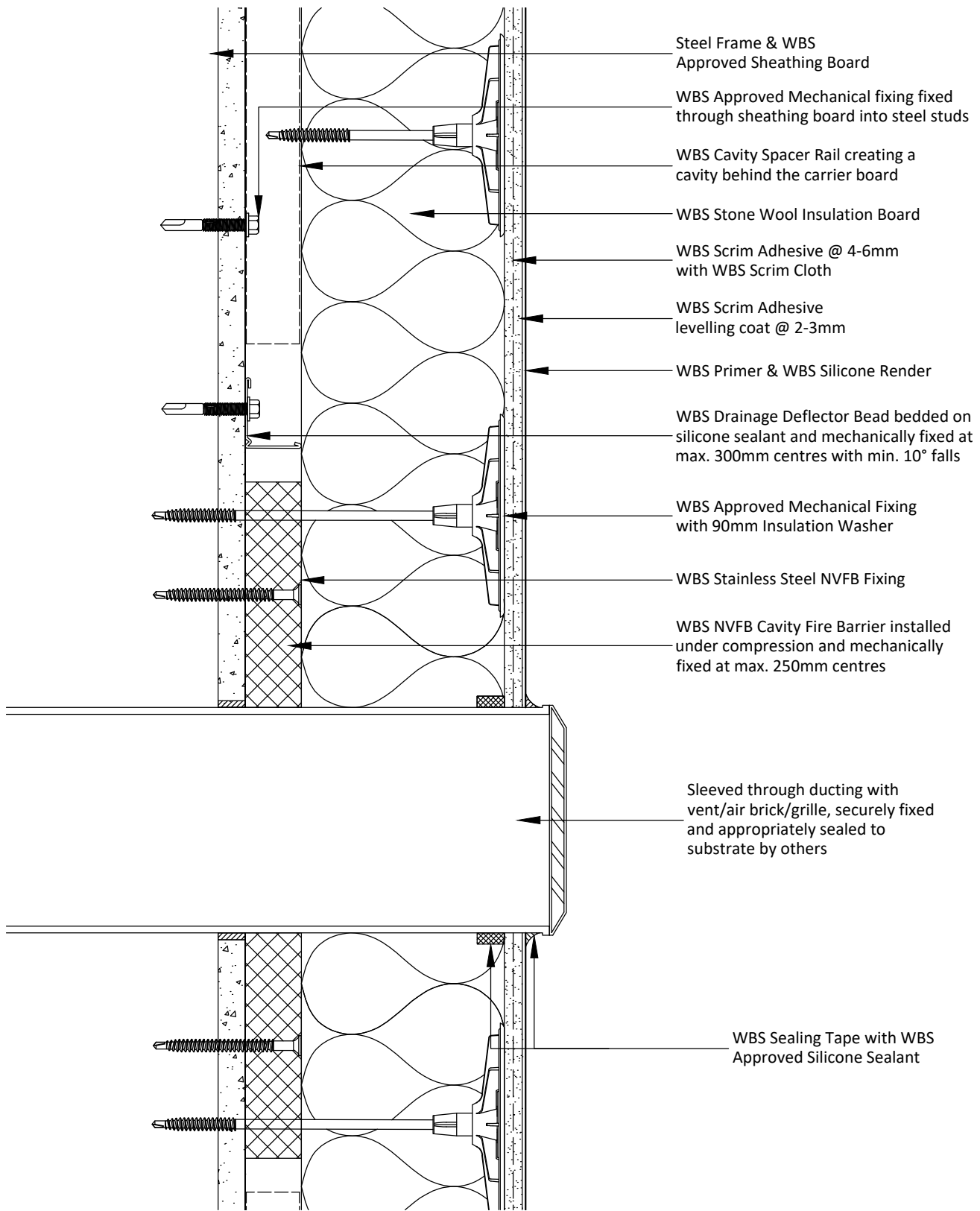


Notes:

- 1 - Detail may require Non-Ventilated Fire Barriers subject to project specific guidance.
- 2 - Sleeved ducting must be suitably designed to suit the required EWI system thickness.
- 3 - Ventilation rate to be confirmed by manufacturer or specialist contractor.


Project Name:	Drawn by: D.N	Wetherby Building Systems Ltd	 <p>1 Kid Glove Road, Golborne, WA3 3GS Tel: 01942 717100 Fax: 01942 717101 Web: www.wbs-ltd.co.uk E-mail: technical@wbs-ltd.co.uk © WBS-LTD 1998-2024. All rights reserved</p>
Typical Details - Stone Wool with Silicone Render	Checked by: N.K		
Drawing Title:	Revision: -		
Vent Detail (Rail)	Scale: NTS		
Drawing No:	Date: 17.10.2024		
WBS-EWI-S-RR-SW-SIL-6009A	Drawing Set: 14		

Note: The intent of this drawing is to show the correct application of WBS products and systems only. All other building elements are shown for illustrative purposes only and it is not intended to detail the building construction. The WBS project specific specification must be followed & read in conjunction with detail drawings.

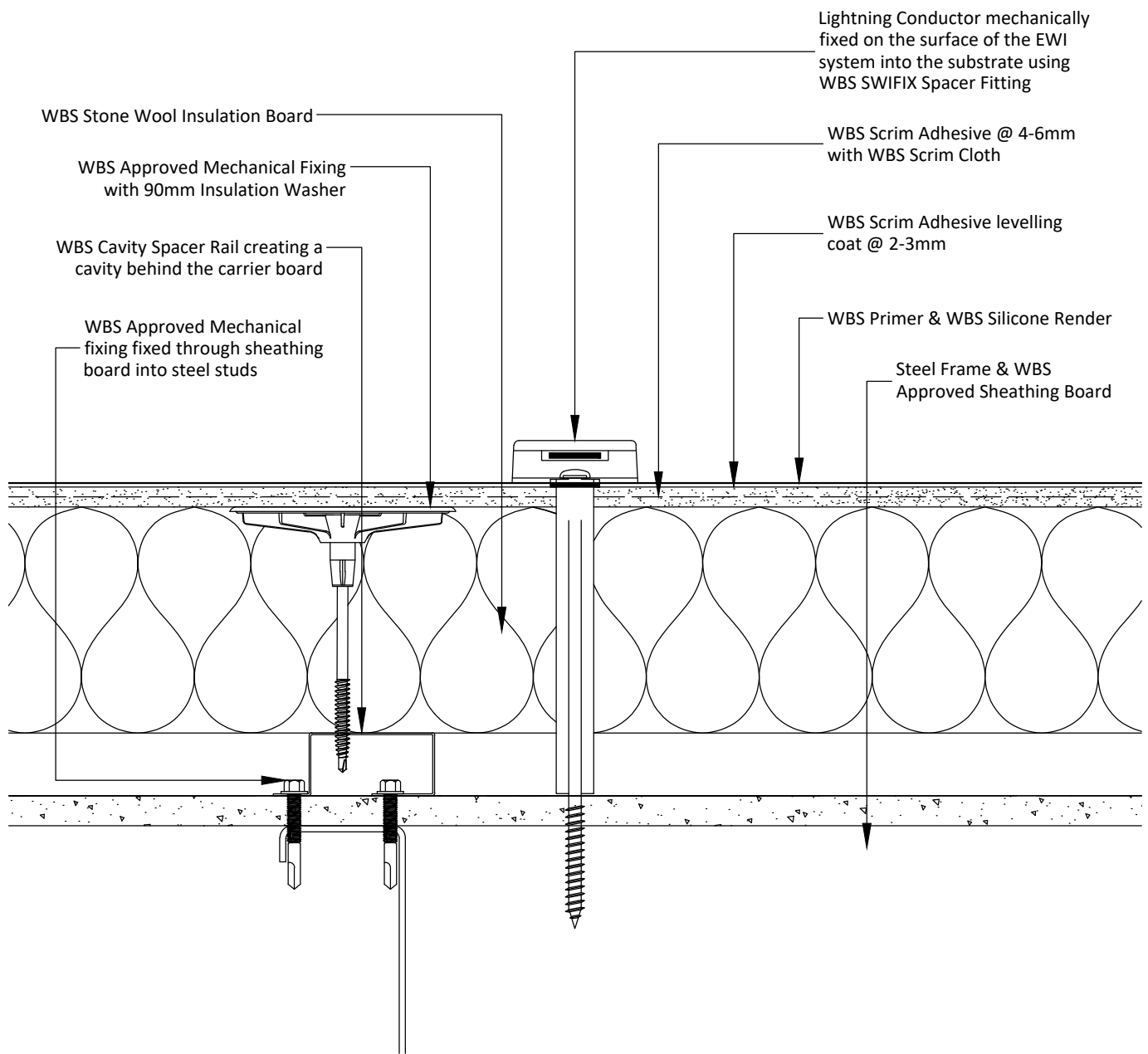


Notes:

- 1 - Sleeved ducting must be suitably designed to suit the required EWI system thickness.
- 2 - Ventilation rate to be confirmed by manufacturer or specialist contractor.

Project Name:	Drawn by: D.N	Wetherby Building Systems Ltd	 <p>1 Kid Glove Road, Golborne, WA3 3GS Tel: 01942 717100 Fax: 01942 717101 Web: www.wbs-ltd.co.uk E-mail: technical@wbs-ltd.co.uk © WBS-LTD 1998-2024. All rights reserved</p>
Typical Details - Stone Wool with Silicone Render	Checked by: N.K		
Drawing Title:	Revision: -		
Vent Detail (NVFB)	Scale: NTS		
Drawing No:	Date: 17.10.2024		
WBS-EWI-S-RR-SW-SIL-6009B	Drawing Set: 14		

Note: The intent of this drawing is to show the correct application of WBS products and systems only. All other building elements are shown for illustrative purposes only and it is not intended to detail the building construction. The WBS project specific specification must be followed & read in conjunction with detail drawings.



Notes:

- 1 - WBS Approved Silicone Sealant to be applied to any fixing points to prevent potential water ingress.
- 2 - WBS Approved Mechanical Fixings for WBS Stone Wool Insulation Board omitted for clarity.

Project Name:

Drawn by: D.N

Typical Details - Stone Wool with Silicone Render

Checked by: N.K

Drawing Title:

Revision: -

Lightning Conductor Detail

Scale: NTS

Drawing No:

Date: 17.10.2024

WBS-EWI-S-RR-SW-SIL-6010

Drawing Set: 14

Wetherby Building Systems Ltd



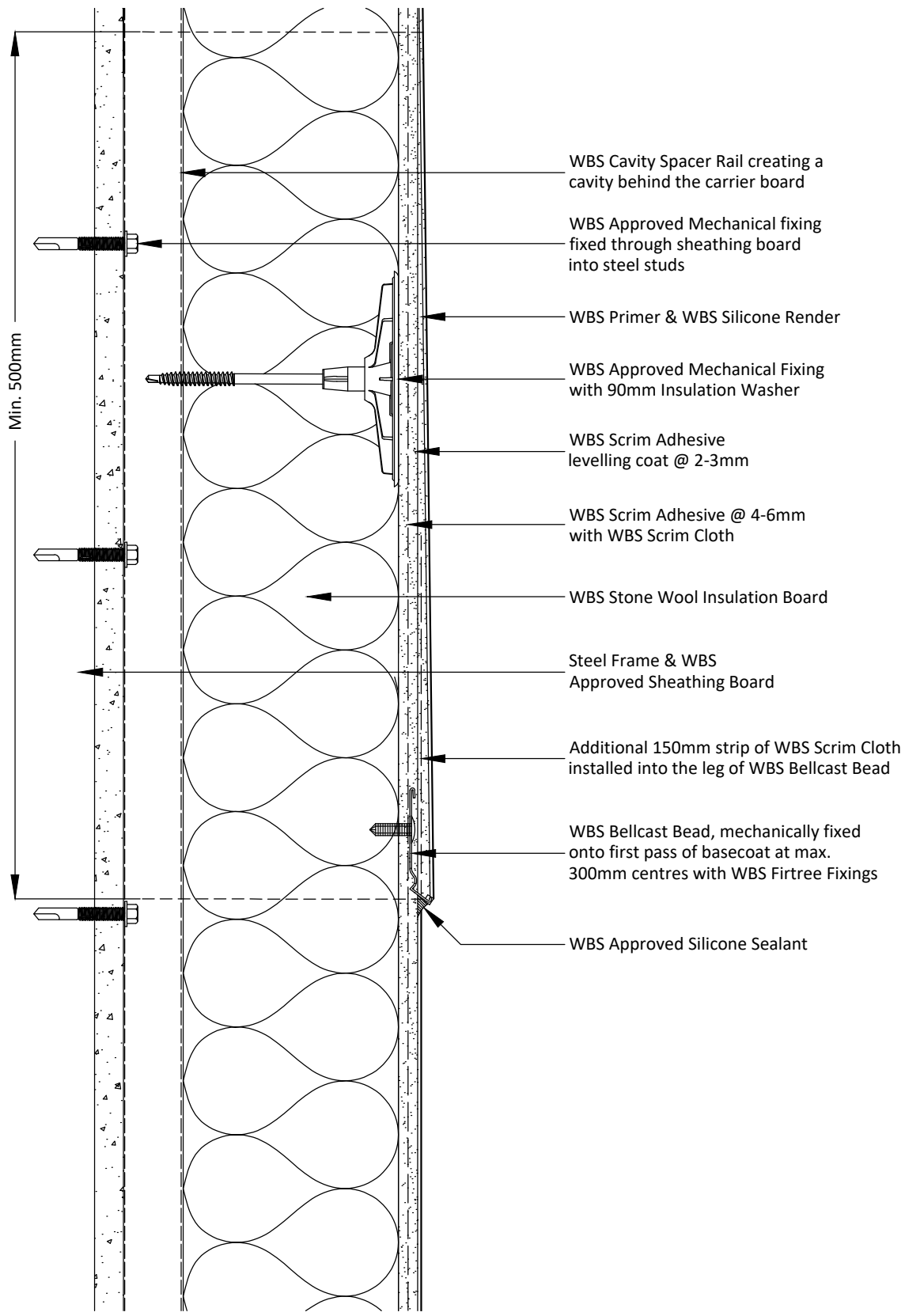
1 Kid Glove Road, Golborne, WA3 3GS
Tel: 01942 717100 Fax: 01942 717101

Web: www.wbs-ltd.co.uk

E-mail: technical@wbs-ltd.co.uk

© WBS-LTD 1998-2024. All rights reserved

Note: The intent of this drawing is to show the correct application of WBS products and systems only. All other building elements are shown for illustrative purposes only and it is not intended to detail the building construction. The WBS project specific specification must be followed & read in conjunction with detail drawings.



Notes:

1 - Silicone render finish must be feathered out to bellcast bead over a minimum distance of 500mm.

Project Name:

Typical Details - Stone Wool with Silicone Render

Drawing Title:

Bellcast Bead Detail

Drawing No:

WBS-EWI-S-RR-SW-SIL-7000

Drawn by: D.N

Checked by: N.K

Revision: -

Scale: NTS

Date: 17.10.2024

Drawing Set: 14

Wetherby Building Systems Ltd



1 Kid Glove Road, Golborne, WA3 3GS
Tel: 01942 717100 Fax: 01942 717101

Web: www.wbs-ltd.co.uk

E-mail: technical@wbs-ltd.co.uk

© WBS-LTD 1998-2024. All rights reserved

Note: The intent of this drawing is to show the correct application of WBS products and systems only. All other building elements are shown for illustrative purposes only and it is not intended to detail the building construction. The WBS project specific specification must be followed & read in conjunction with detail drawings.