



Wetherby Building Systems

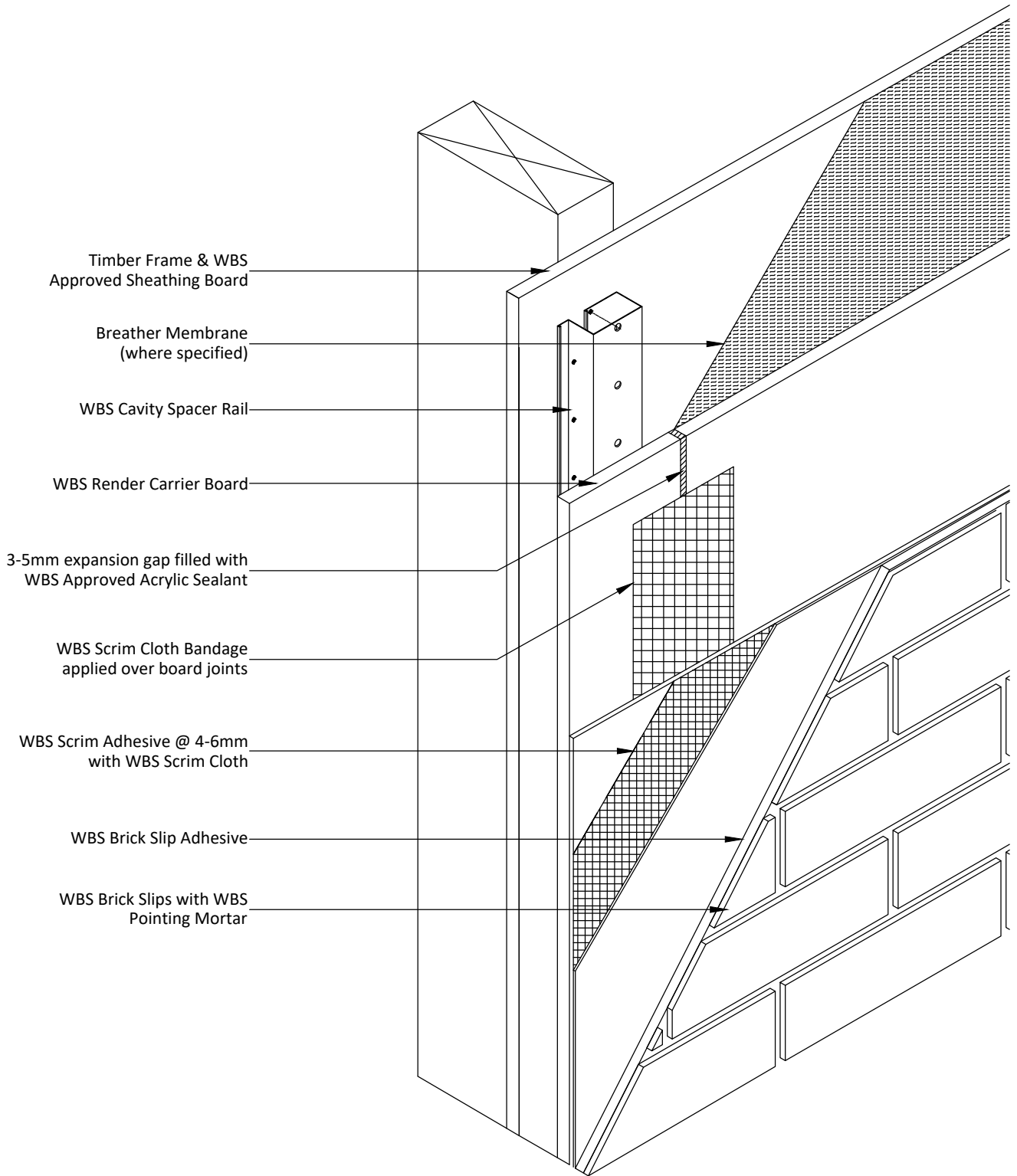
Timber Frame - Cavity Spacer Rail

Carrier Board with Brick Slips



The following Wetherby EWI detail drawing set is generic and is not be used for a specific project.
Please contact Wetherby Technical to obtain a project specific detail drawing set.

1 Kid Glove Road, Golborne, Greater Manchester, WA3 3GS
Tel: 01942 717100 Fax: 01942 717101 E-mail: technical@wbs-ltd.co.uk Web: www.wbs-ltd.co.uk



Project Name:

Typical Details - Carrier Board with Brick Slips

Drawing Title:

Isometric Detail

Drawing No:

WBS-RCB-T-RR-RBS-0001

Drawn by: D.N

Checked by: N.K

Revision: -

Scale: NTS

Date: 09.10.2024

Drawing Set: 22

Wetherby Building Systems Ltd



1 Kid Glove Road, Golborne, WA3 3GS
 Tel: 01942 717100 Fax: 01942 717101

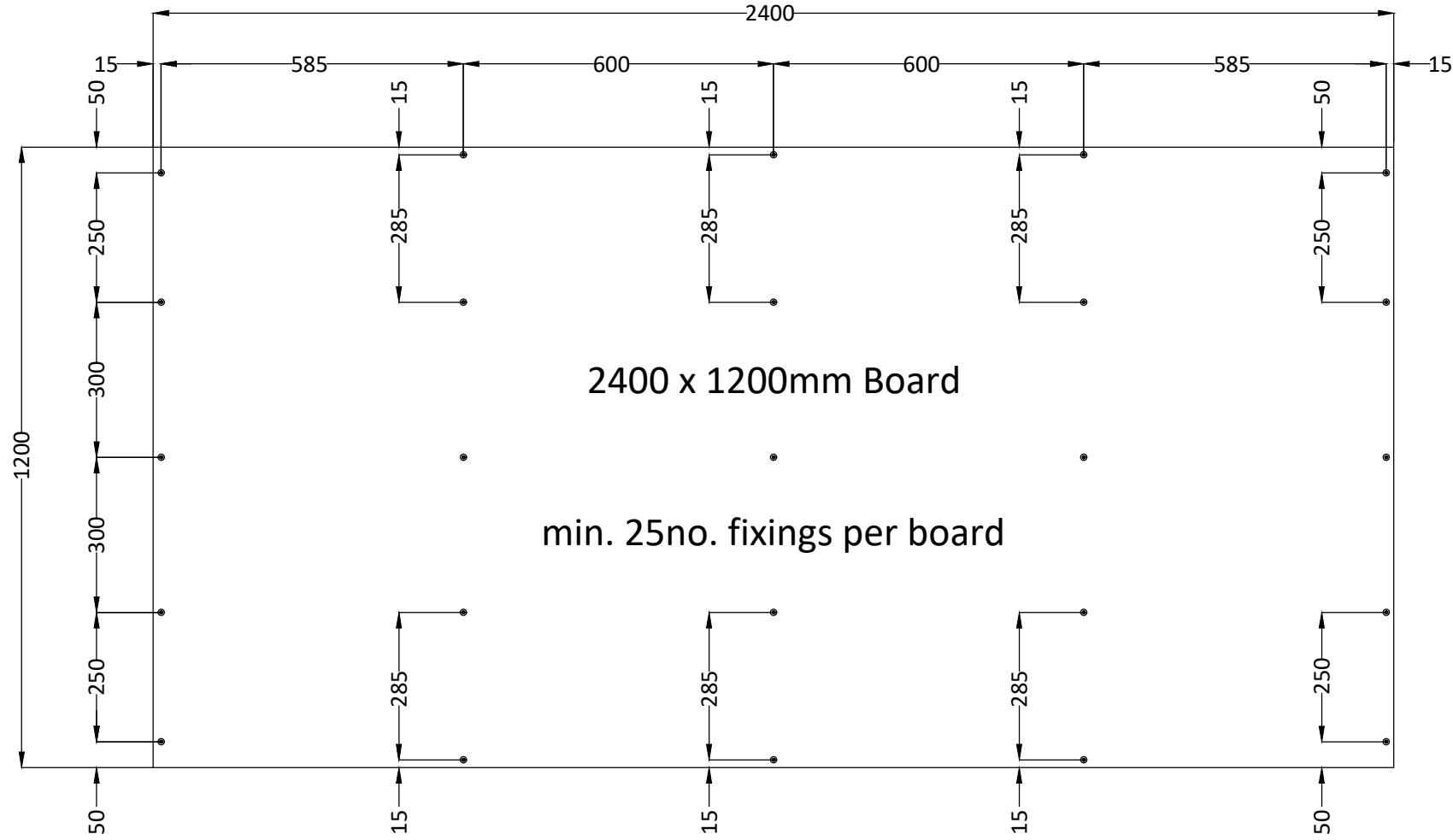
Web: www.wbs-ltd.co.uk

E-mail: technical@wbs-ltd.co.uk

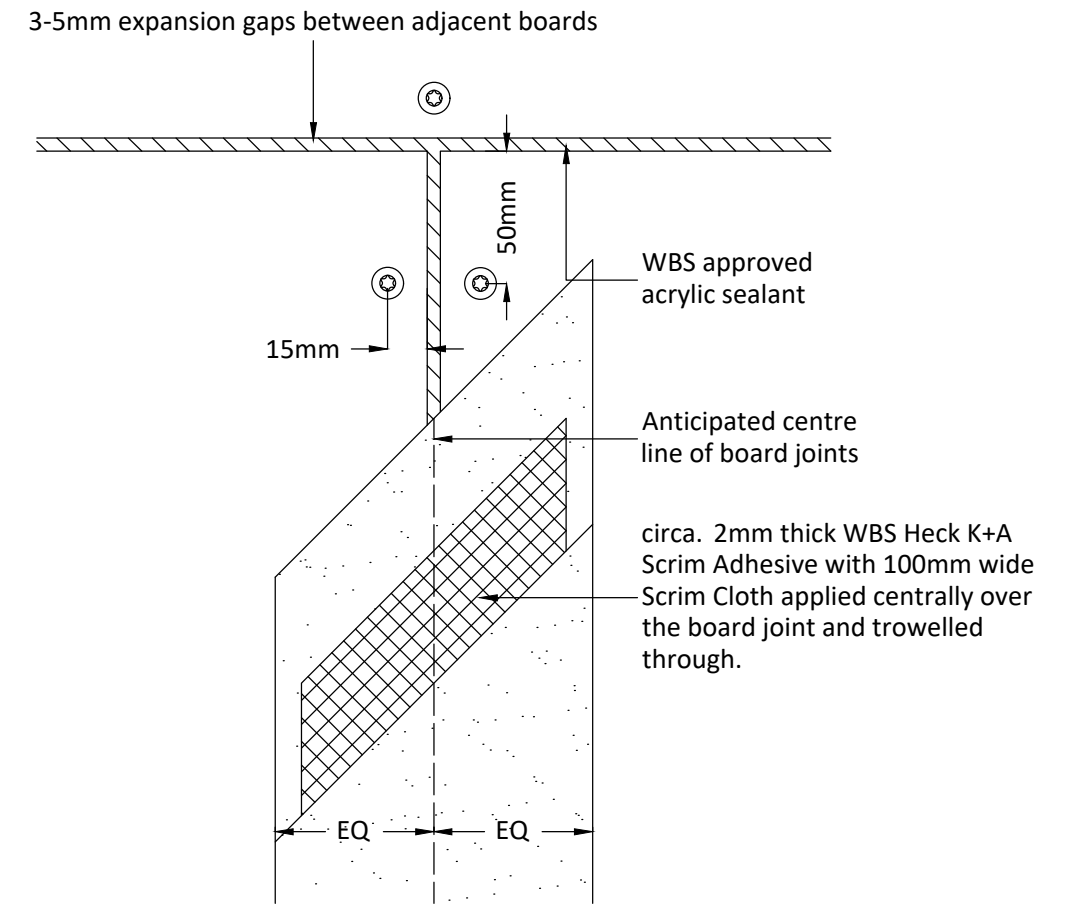
© WBS-LTD 1998-2024. All rights reserved

Note: The intent of this drawing is to show the correct application of WBS products and systems only. All other building elements are shown for illustrative purposes only and it is not intended to detail the building construction. The WBS project specific specification must be followed & read in conjunction with detail drawings.

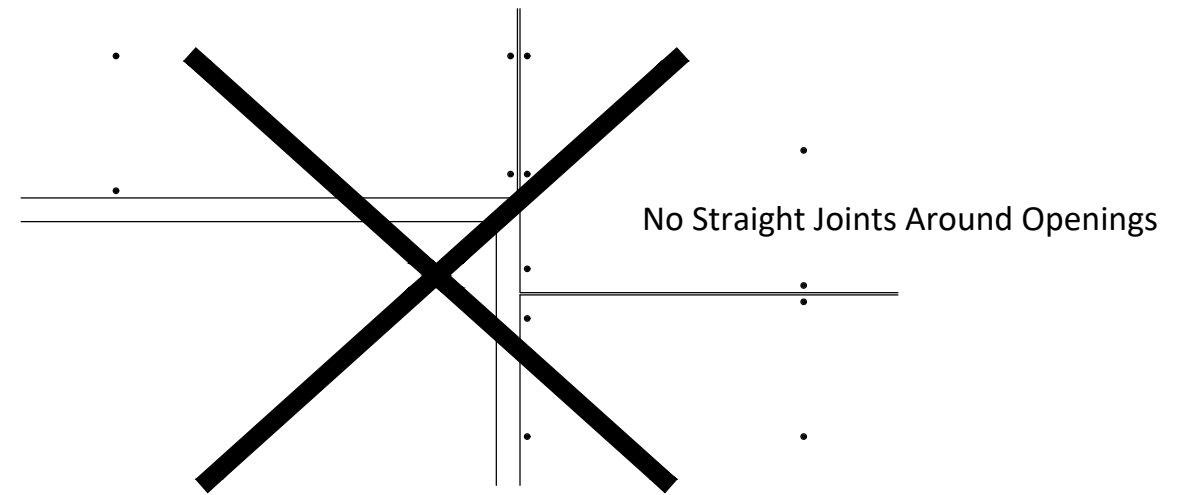
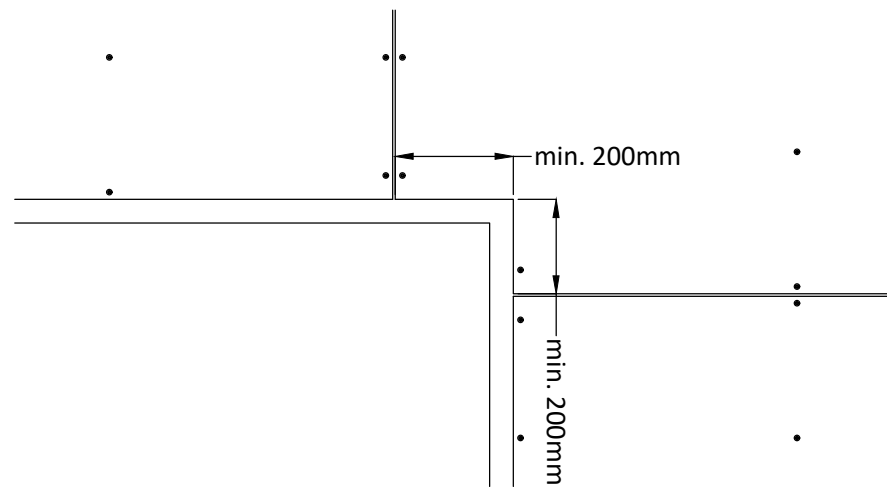
2400 x 1200MM LAYOUT




BOARD JUNCTION

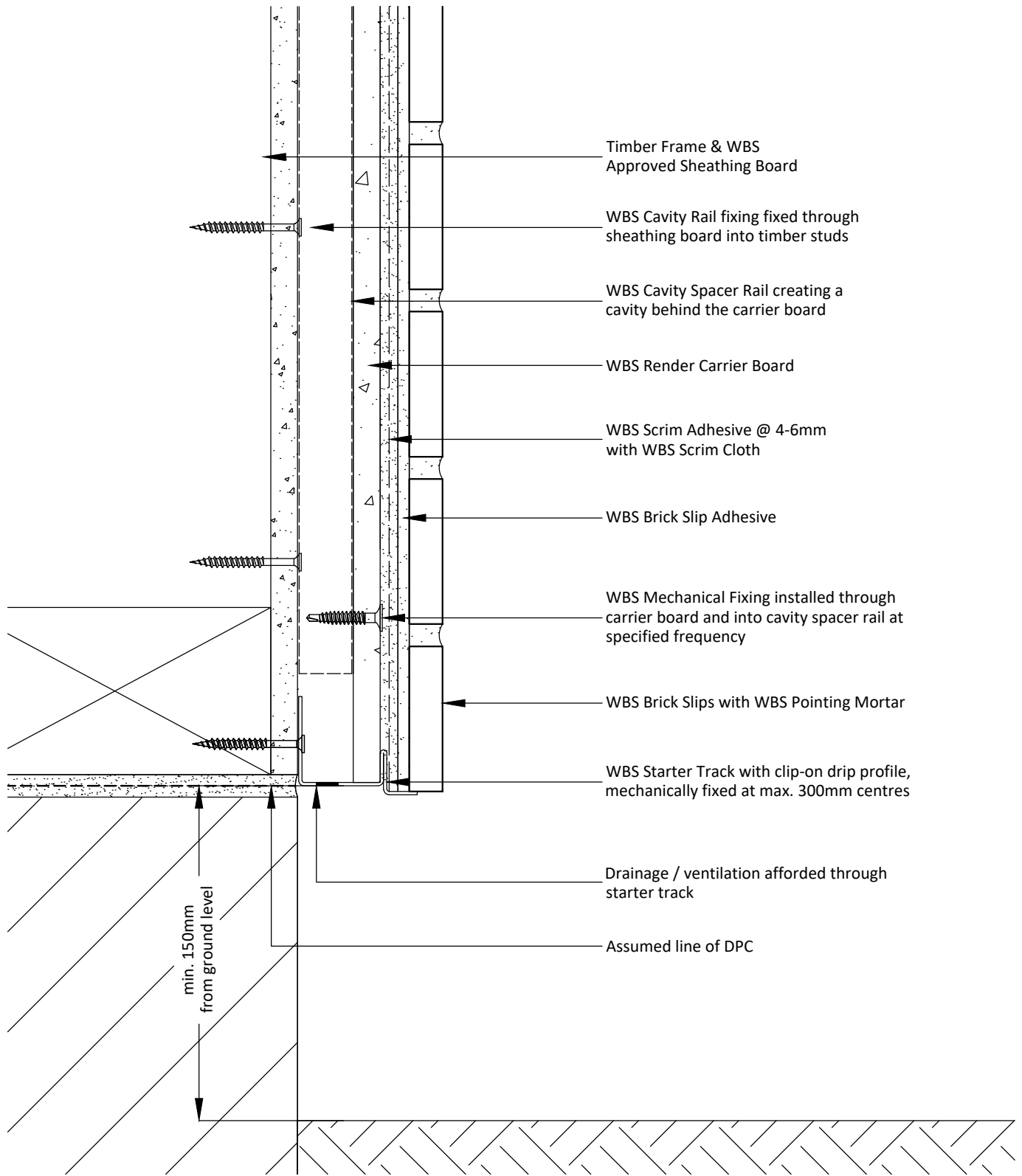


OPENINGS




- Notes:**
- 1 - Main area elevations to follow a minimum of 25 no. mechanical fixings per 2400 x 1200mm board (subject to wind loads).
 - 2 - Minimum 600mm bond overlap (based on supporting profiles being fixed at 600mm centres as standard).
 - 3 - Minimum 200mm flag-cuts (L-shapes) around openings.
 - 4 - Boards must always fall centrally on WBS Cavity Spacer Rails.
 - 5 - Boards must be stagger-bonded at all external building corners & openings.

Project Name:	Drawn by: N.K	 <p>1 Kid Glove Road, Golborne, WA3 3GS Tel: 01942 717100 Fax: 01942 717101 Web: www.wbs-ltd.co.uk E-mail: technical@wbs-ltd.co.uk © WBS-LTD 1998-2024. All rights reserved</p>
Typical Details - Carrier Board with Brick Slips	Checked by: J.R	
Drawing Title:	Revision: -	
Render Carrier Board Layout - 2400 x 1200mm	Scale: NTS	
Drawing No:	Date: 09.10.2024	
WBS-RCB-T-RR-RBS-0002	Drawing Set: 04	

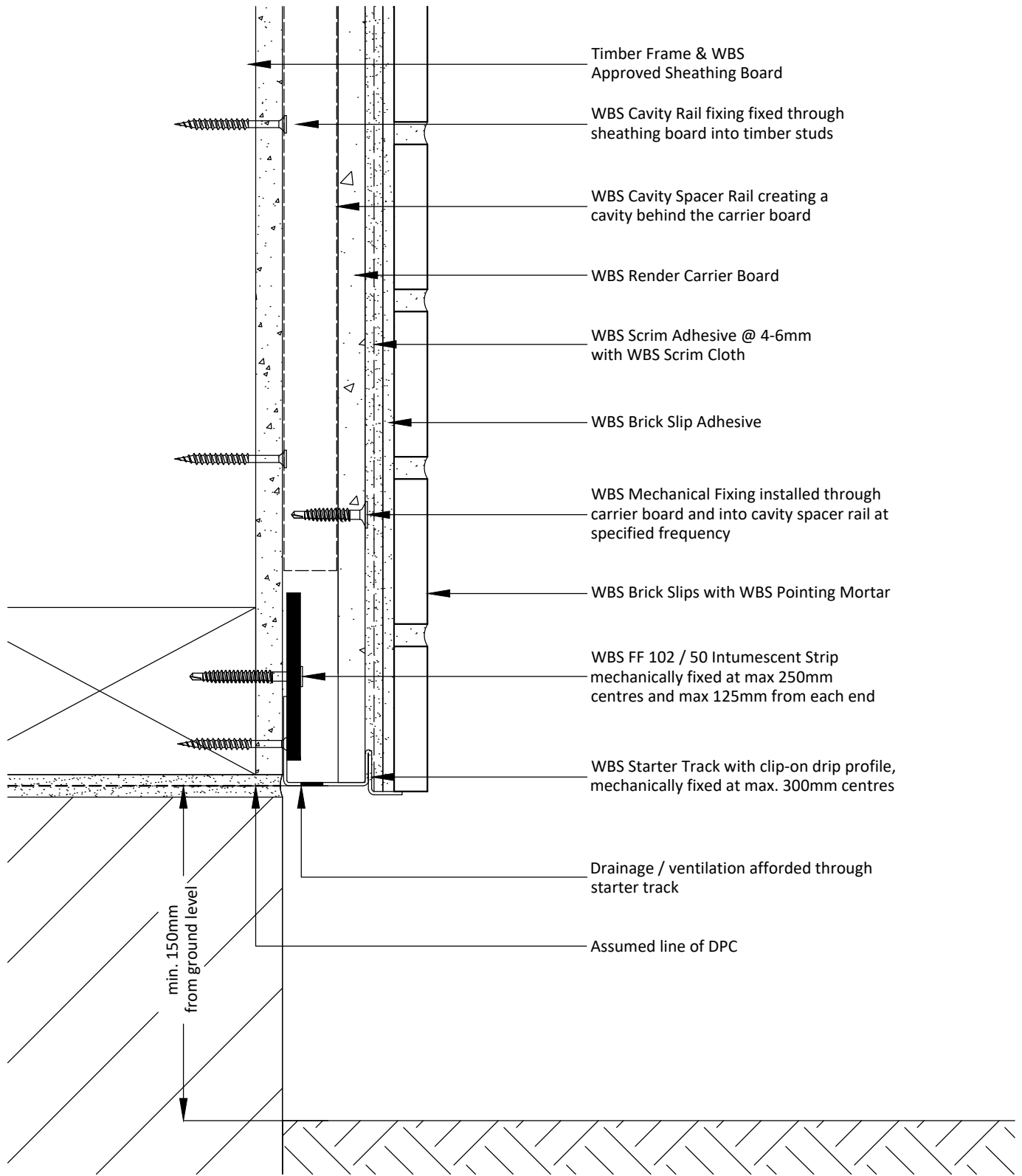


Notes:

- 1 - Detail creates a potential cold bridge. Insulation may be required below DPC.
- 2 - The above detail may not necessarily achieve the required fire resistance / performance, subject to project specific detailing / requirements


Project Name:	Drawn by: D.N	Wetherby Building Systems Ltd	 <p>1 Kid Glove Road, Golborne, WA3 3GS Tel: 01942 717100 Fax: 01942 717101 Web: www.wbs-ltd.co.uk E-mail: technical@wbs-ltd.co.uk © WBS-LTD 1998-2024. All rights reserved</p>
Typical Details - Carrier Board with Brick Slips	Checked by: N.K		
Drawing Title:	Revision: -		
Standard Base Detail (Rail)	Scale: NTS		
Drawing No:	Date: 09.10.2024		
WBS-RCB-T-RR-RBS-1000A	Drawing Set: 22		

Note: The intent of this drawing is to show the correct application of WBS products and systems only. All other building elements are shown for illustrative purposes only and it is not intended to detail the building construction. The WBS project specific specification must be followed & read in conjunction with detail drawings.



Notes:

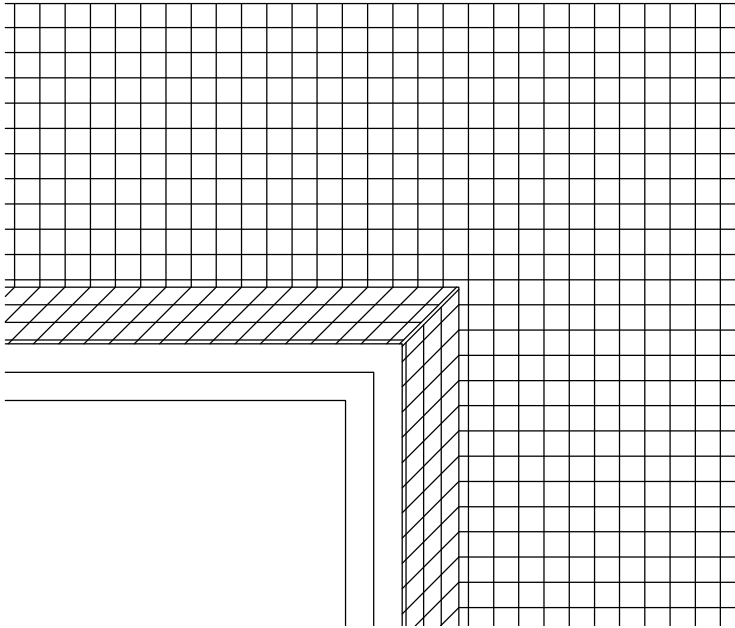
- 1 - Detail creates a potential cold bridge. Insulation may be required below DPC.
- 2 - Intumescent Strip position / requirements to be confirmed subject to project specific detailing.

Project Name:	Drawn by: D.N	Wetherby Building Systems Ltd	 <p>1 Kid Glove Road, Golborne, WA3 3GS Tel: 01942 717100 Fax: 01942 717101 Web: www.wbs-ltd.co.uk E-mail: technical@wbs-ltd.co.uk © WBS-LTD 1998-2024. All rights reserved</p>
Typical Details - Carrier Board with Brick Slips	Checked by: N.K		
Drawing Title:	Revision: -		
Standard Base Detail (Intumescent Strip)	Scale: NTS		
Drawing No:	Date: 09.10.2024		
WBS-RCB-T-RR-RBS-1000B	Drawing Set: 22		

Note: The intent of this drawing is to show the correct application of WBS products and systems only. All other building elements are shown for illustrative purposes only and it is not intended to detail the building construction. The WBS project specific specification must be followed & read in conjunction with detail drawings.

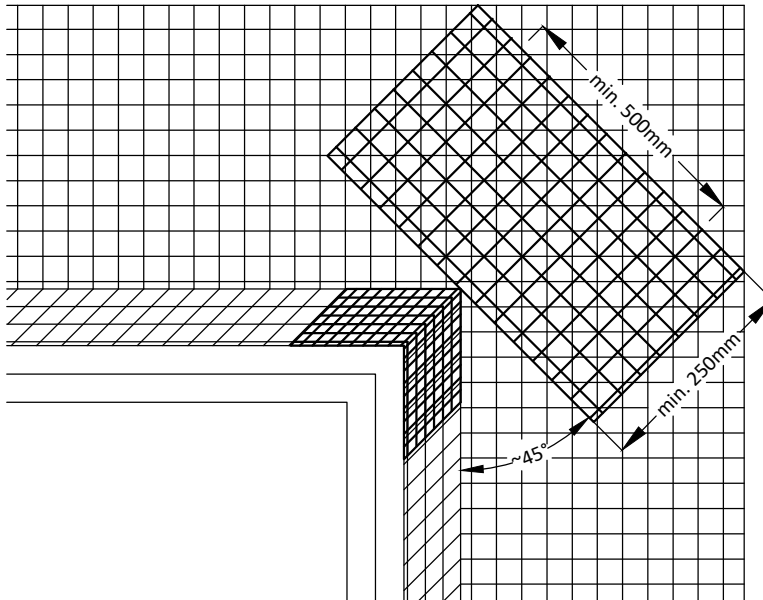
A

Reinforcing mesh returned into opening reveal and head



B

Additional 500 x 250mm (min.) reinforcing mesh stress patch applied diagonally across opening at approx. 45° angle



Project Name:

Typical Details - Carrier Board with Brick Slips

Drawing Title:

Stress Patch Detail

Drawing No:

WBS-RCB-T-RR-RBS-2000

Drawn by: D.N

Checked by: N.K

Revision: -

Scale: NTS

Date: 06.09.2024

Drawing Set: 22

Wetherby Building Systems Ltd



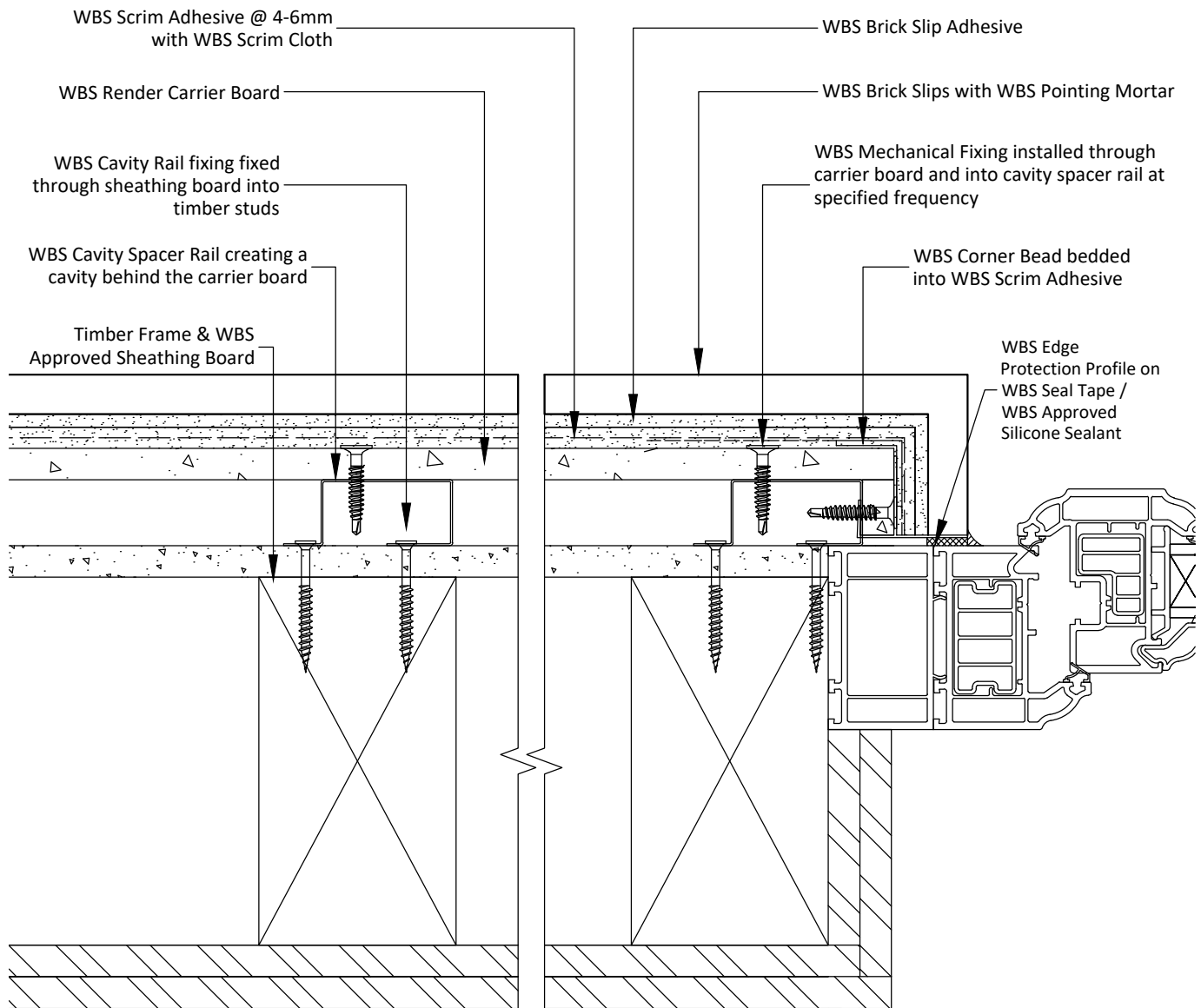
1 Kid Glove Road, Golborne, WA3 3GS
Tel: 01942 717100 Fax: 01942 717101

Web: www.wbs-ltd.co.uk

E-mail: technical@wbs-ltd.co.uk


© WBS-LTD 1998-2024. All rights reserved

Note: The intent of this drawing is to show the correct application of WBS products and systems only. All other building elements are shown for illustrative purposes only and it is not intended to detail the building construction. The WBS project specific specification must be followed & read in conjunction with detail drawings.

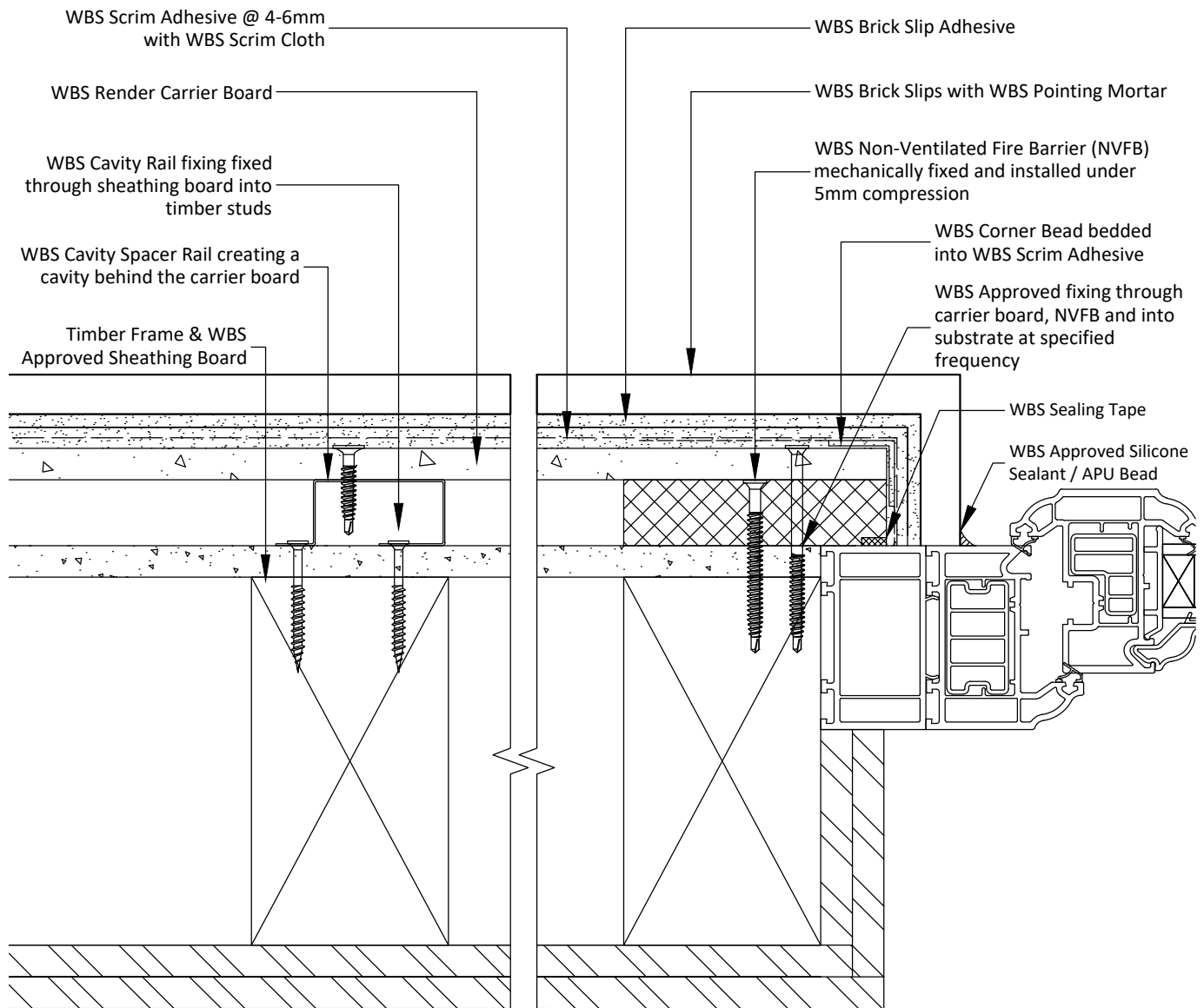


Notes:

1 - The above detail may not necessarily achieve the required fire resistance / performance, subject to project specific window detailing / requirements.

Project Name:	Drawn by: D.N	Wetherby Building Systems Ltd	 <p>1 Kid Glove Road, Golborne, WA3 3GS Tel: 01942 717100 Fax: 01942 717101 Web: www.wbs-ltd.co.uk E-mail: technical@wbs-ltd.co.uk © WBS-LTD 1998-2024. All rights reserved</p>
Typical Details - Carrier Board with Brick Slips	Checked by: N.K		
Drawing Title:	Revision: -		
Reveal Detail A (Rail)	Scale: NTS		
Drawing No:	Date: 09.10.2024		
WBS-RCB-T-RR-RBS-2001A	Drawing Set: 22		

Note: The intent of this drawing is to show the correct application of WBS products and systems only. All other building elements are shown for illustrative purposes only and it is not intended to detail the building construction. The WBS project specific specification must be followed & read in conjunction with detail drawings.



Notes:

1 - NVFB mechanically fixed at max 500mm centres and 250mm from each end.

Project Name:

Typical Details - Carrier Board with Brick Slips

Drawing Title:

Reveal Detail B (NVFB)

Drawing No:

WBS-RCB-T-RR-RBS-2001B

Drawn by: D.N

Checked by: N.K

Revision: -

Scale: NTS

Date: 09.10.2024

Drawing Set: 22

Wetherby Building Systems Ltd



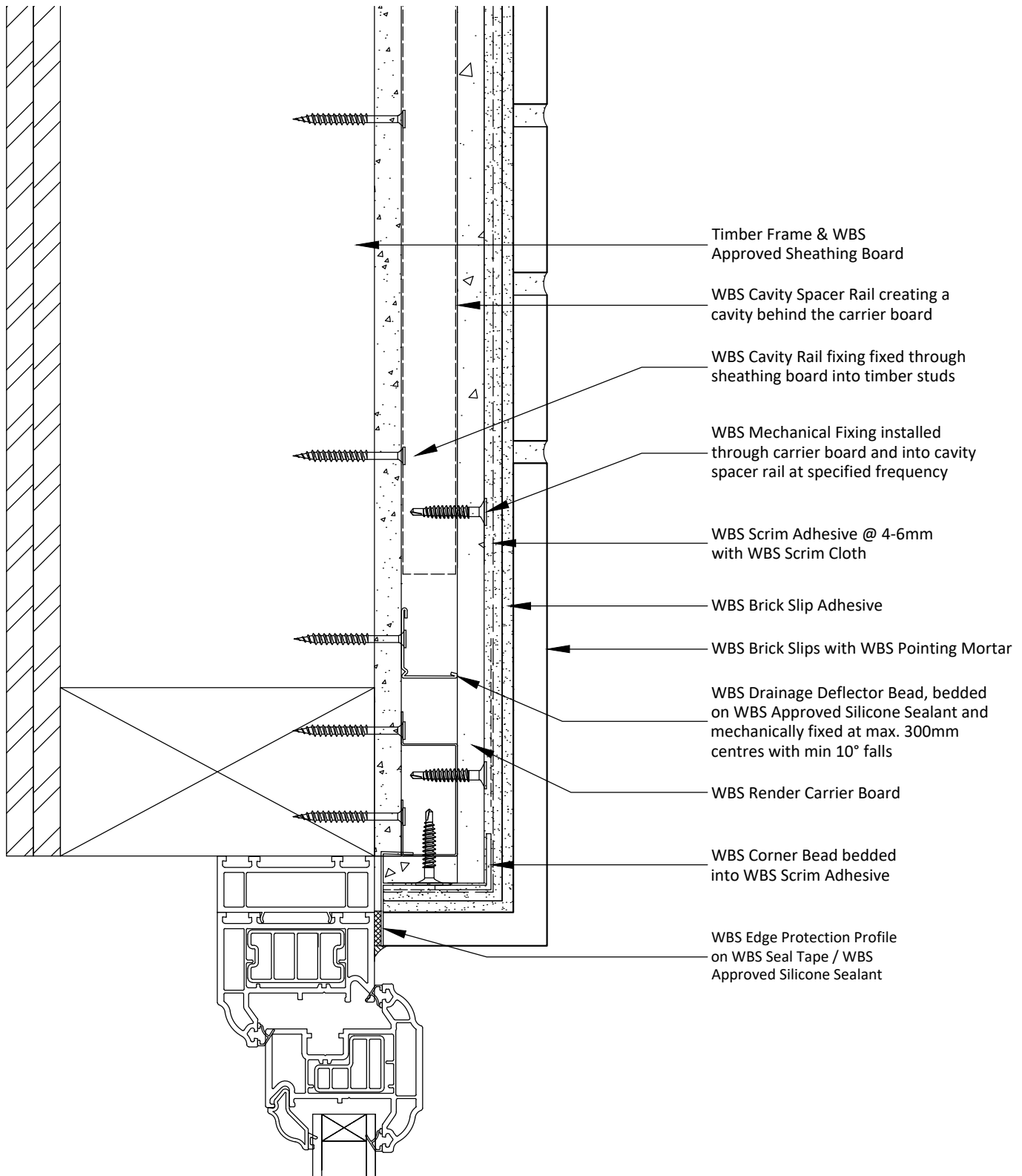
1 Kid Glove Road, Golborne, WA3 3GS
Tel: 01942 717100 Fax: 01942 717101

Web: www.wbs-ltd.co.uk

E-mail: technical@wbs-ltd.co.uk

© WBS-LTD 1998-2024. All rights reserved

Note: The intent of this drawing is to show the correct application of WBS products and systems only. All other building elements are shown for illustrative purposes only and it is not intended to detail the building construction. The WBS project specific specification must be followed & read in conjunction with detail drawings.



Notes:

1 - The above detail may not necessarily achieve the required fire resistance / performance, subject to project specific window detailing / requirements.

Project Name:

Typical Details - Carrier Board with Brick Slips

Drawing Title:

Head Detail A (Rail)

Drawing No:

WBS-RCB-T-RR-RBS-2002A

Drawn by: D.N

Checked by: N.K

Revision: -

Scale: NTS

Date: 09.10.2024

Drawing Set: 22

Wetherby Building Systems Ltd



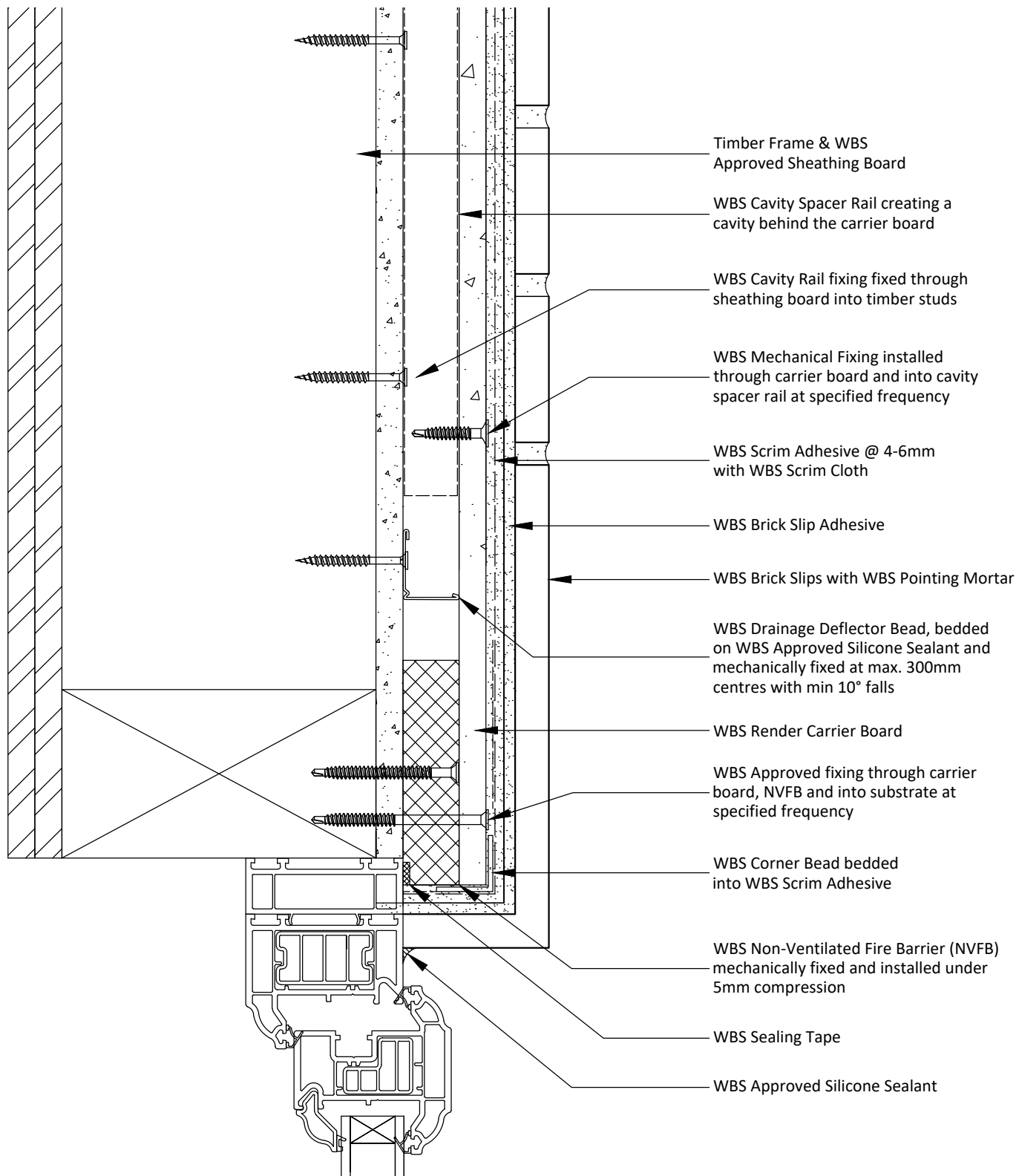
1 Kid Glove Road, Golborne, WA3 3GS
Tel: 01942 717100 Fax: 01942 717101

Web: www.wbs-ltd.co.uk

E-mail: technical@wbs-ltd.co.uk

© WBS-LTD 1998-2024. All rights reserved

Note: The intent of this drawing is to show the correct application of WBS products and systems only. All other building elements are shown for illustrative purposes only and it is not intended to detail the building construction. The WBS project specific specification must be followed & read in conjunction with detail drawings.



Notes:

1 - NVFB mechanically fixed at max 500mm centres and 250mm from each end.

Project Name:

Typical Details - Carrier Board with Brick Slips

Drawing Title:

Head Detail B (NVFB)

Drawing No:

WBS-RCB-T-RR-RBS-2002B

Drawn by: D.N

Checked by: N.K

Revision: -

Scale: NTS

Date: 09.10.2024

Drawing Set: 22

Wetherby Building Systems Ltd



1 Kid Glove Road, Golborne, WA3 3GS

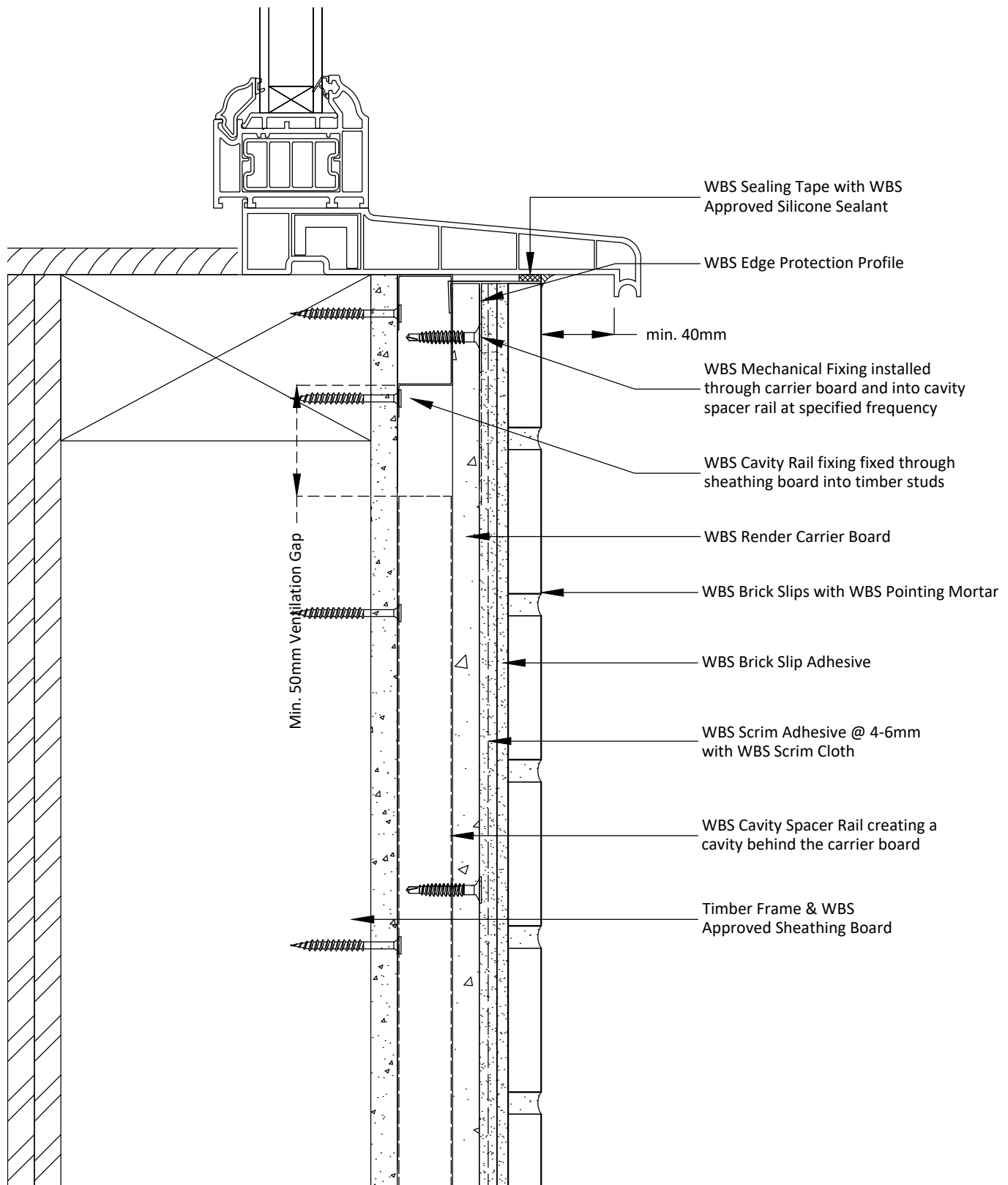
Tel: 01942 717100 Fax: 01942 717101

Web: www.wbs-ltd.co.uk

E-mail: technical@wbs-ltd.co.uk


© WBS-LTD 1998-2024. All rights reserved

Note: The intent of this drawing is to show the correct application of WBS products and systems only. All other building elements are shown for illustrative purposes only and it is not intended to detail the building construction. The WBS project specific specification must be followed & read in conjunction with detail drawings.

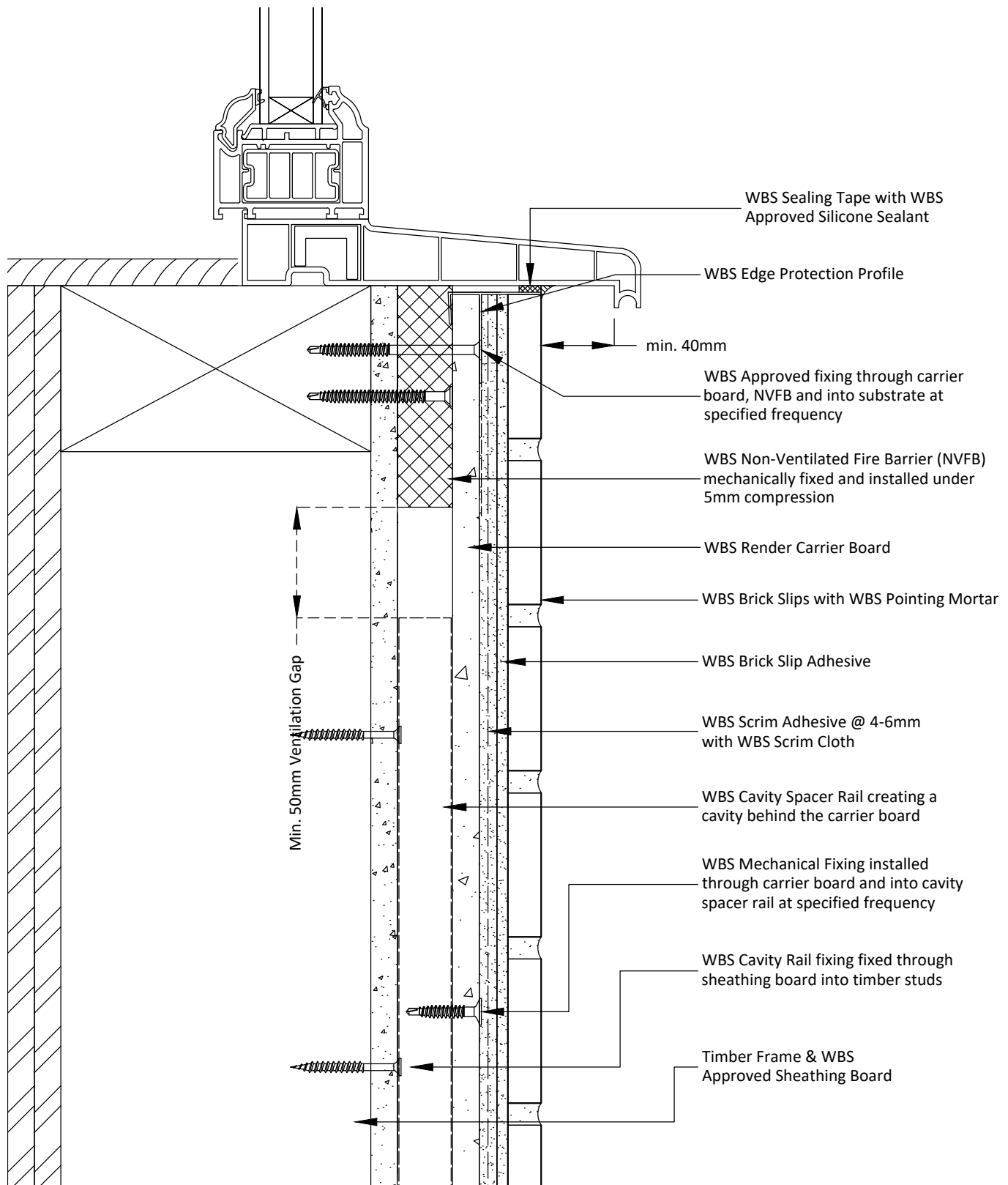


Notes:

1 - The above detail may not necessarily achieve the required fire resistance / performance, subject to project specific window detailing / requirements.


Project Name:	Drawn by: D.N	Wetherby Building Systems Ltd	 <p>1 Kid Glove Road, Golborne, WA3 3GS Tel: 01942 717100 Fax: 01942 717101 Web: www.wbs-ltd.co.uk E-mail: technical@wbs-ltd.co.uk © WBS-LTD 1998-2024. All rights reserved</p>
Typical Details - Carrier Board with Brick Slips	Checked by: N.K		
Drawing Title:	Revision: -		
Window Cill Detail A (Rail)	Scale: NTS		
Drawing No:	Date: 09.10.2024		
WBS-RCB-T-RR-RBS-2003A	Drawing Set: 22		

Note: The intent of this drawing is to show the correct application of WBS products and systems only. All other building elements are shown for illustrative purposes only and it is not intended to detail the building construction. The WBS project specific specification must be followed & read in conjunction with detail drawings.

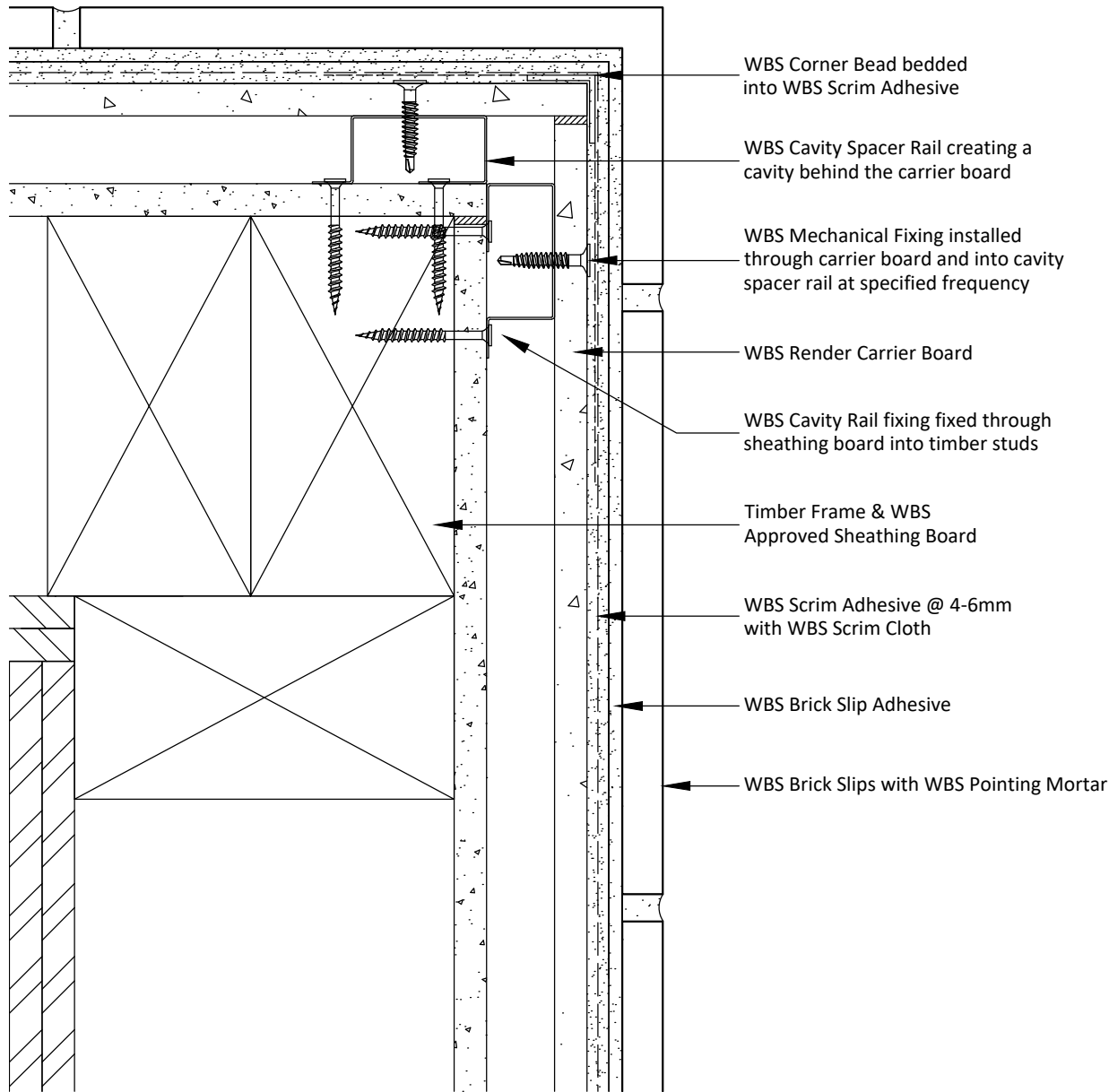


Notes:

1 - NVFB mechanically fixed at max 500mm centres and 250mm from each end.


Project Name:	Drawn by: D.N	Wetherby Building Systems Ltd	 <p>1 Kid Glove Road, Golborne, WA3 3GS Tel: 01942 717100 Fax: 01942 717101 Web: www.wbs-ltd.co.uk E-mail: technical@wbs-ltd.co.uk © WBS-LTD 1998-2024. All rights reserved</p>
Typical Details - Carrier Board with Brick Slips	Checked by: N.K		
Drawing Title:	Revision: -		
Window Cill Detail B (NVFB)	Scale: NTS		
Drawing No:	Date: 09.10.2024		
WBS-RCB-T-RR-RBS-2003B	Drawing Set: 22		

Note: The intent of this drawing is to show the correct application of WBS products and systems only. All other building elements are shown for illustrative purposes only and it is not intended to detail the building construction. The WBS project specific specification must be followed & read in conjunction with detail drawings.

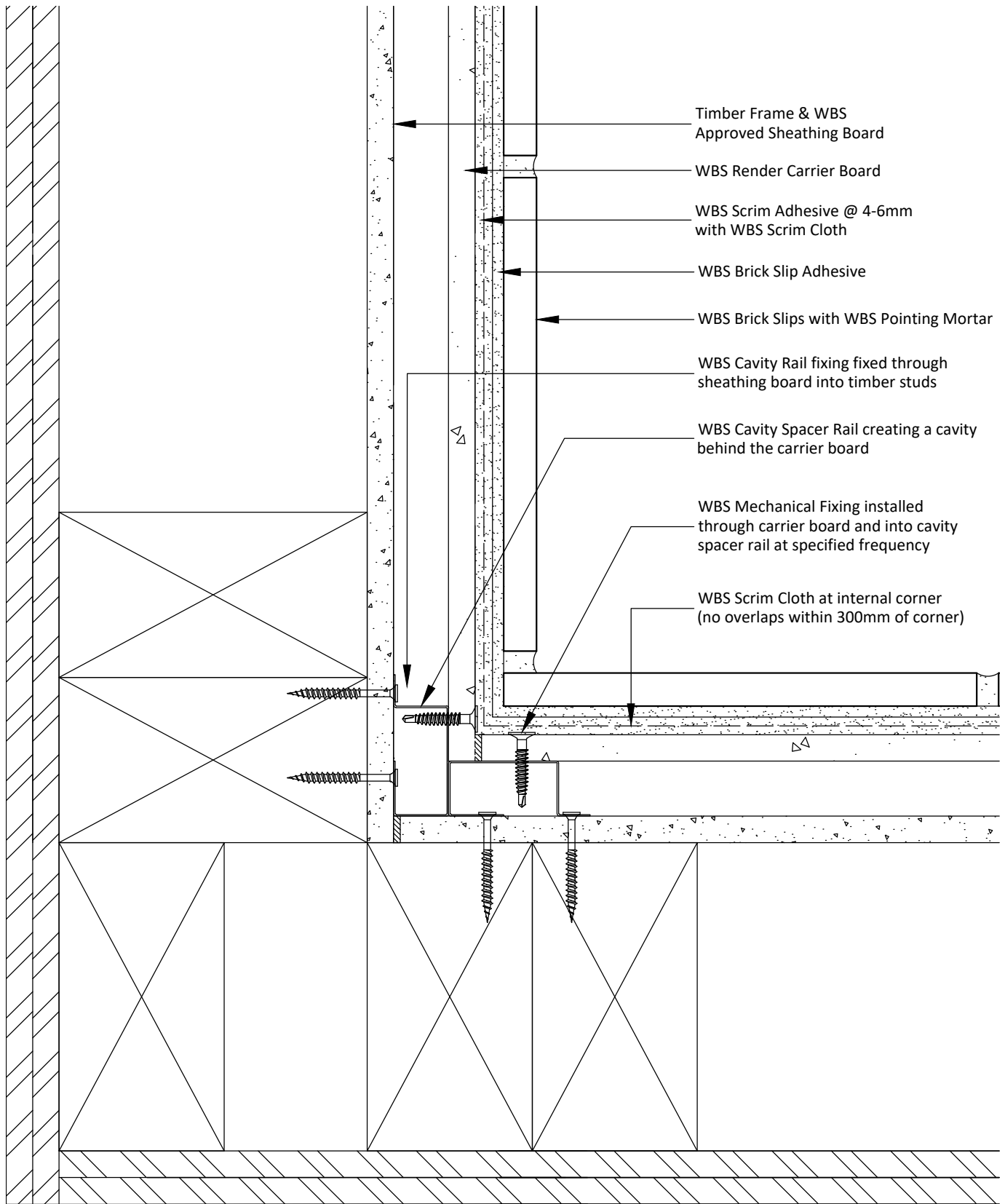


Notes:

1 - Boards must be stagger-bonded at all external building corners & openings.


Project Name:	Drawn by: D.N	Wetherby Building Systems Ltd	 <p>1 Kid Glove Road, Golborne, WA3 3GS Tel: 01942 717100 Fax: 01942 717101 Web: www.wbs-ltd.co.uk E-mail: technical@wbs-ltd.co.uk © WBS-LTD 1998-2024. All rights reserved</p>
Typical Details - Carrier Board with Brick Slips	Checked by: N.K		
Drawing Title:	Revision: -		
External Corner Detail	Scale: NTS		
Drawing No:	Date: 09.10.2024		
WBS-RCB-T-RR-RBS-3000	Drawing Set: 22		

Note: The intent of this drawing is to show the correct application of WBS products and systems only. All other building elements are shown for illustrative purposes only and it is not intended to detail the building construction. The WBS project specific specification must be followed & read in conjunction with detail drawings.

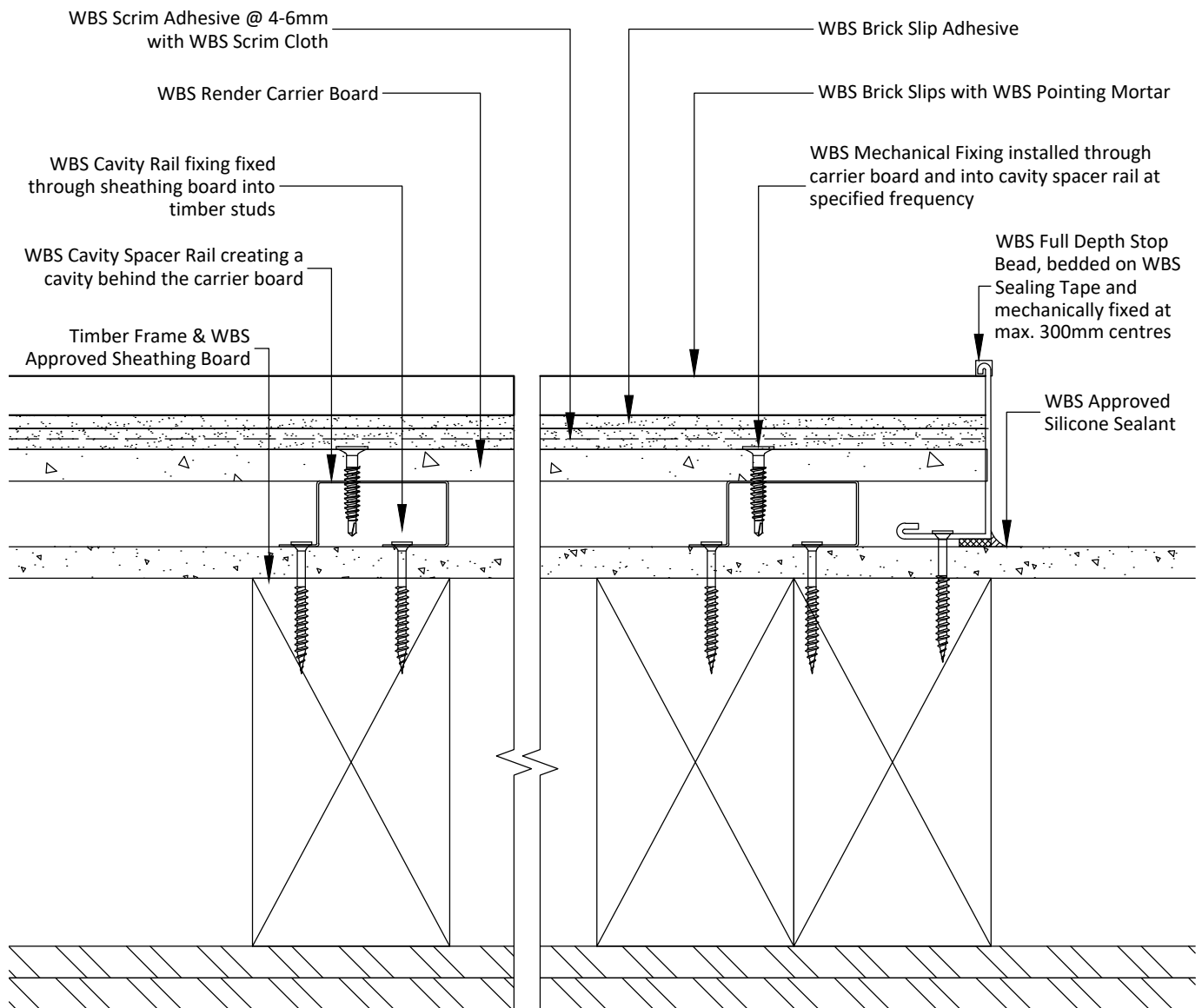


Notes:

1 - Boards must be stagger-bonded at all external building corners & openings.

Project Name:	Drawn by: D.N	Wetherby Building Systems Ltd	 <p>1 Kid Glove Road, Golborne, WA3 3GS Tel: 01942 717100 Fax: 01942 717101 Web: www.wbs-ltd.co.uk E-mail: technical@wbs-ltd.co.uk © WBS-LTD 1998-2024. All rights reserved</p>
Typical Details - Carrier Board with Brick Slips	Checked by: N.K		
Drawing Title:	Revision: -		
Internal Corner Detail	Scale: NTS		
Drawing No:	Date: 09.10.2024		
WBS-RCB-T-RR-RBS-3001	Drawing Set: 22		

Note: The intent of this drawing is to show the correct application of WBS products and systems only. All other building elements are shown for illustrative purposes only and it is not intended to detail the building construction. The WBS project specific specification must be followed & read in conjunction with detail drawings.



Notes:

1 - The above detail may not necessarily achieve the required fire resistance / performance, subject to project specific detailing / requirements.

Project Name:

Typical Details - Carrier Board with Brick Slips

Drawing Title:

Vertical Termination Detail A (Rail)

Drawing No:

WBS-RCB-T-RR-RBS-3002A

Drawn by: D.N

Checked by: N.K

Revision: -

Scale: NTS

Date: 09.10.2024

Drawing Set: 22

Wetherby Building Systems Ltd



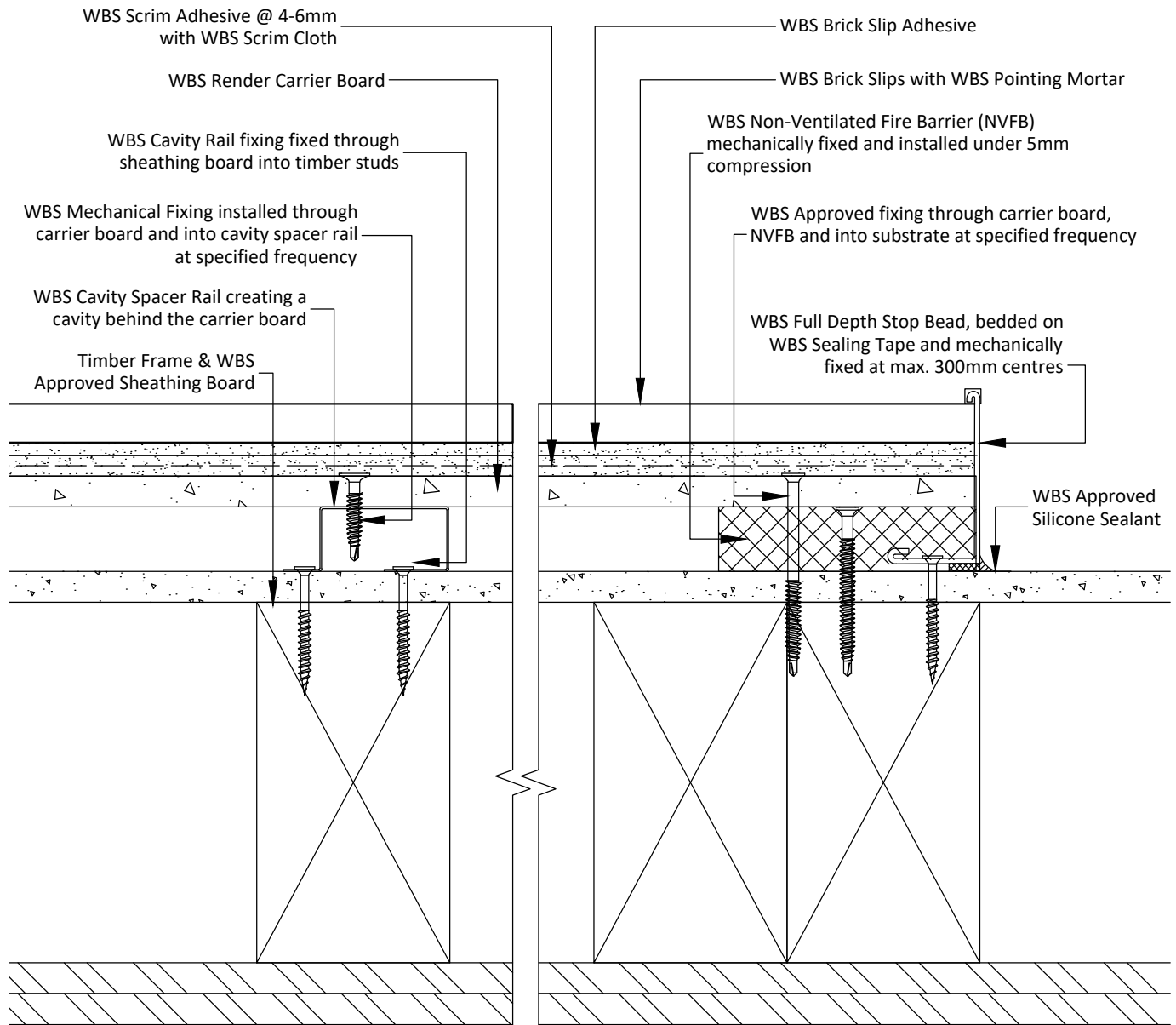
1 Kid Glove Road, Golborne, WA3 3GS
Tel: 01942 717100 Fax: 01942 717101

Web: www.wbs-ltd.co.uk

E-mail: technical@wbs-ltd.co.uk

© WBS-LTD 1998-2024. All rights reserved

Note: The intent of this drawing is to show the correct application of WBS products and systems only. All other building elements are shown for illustrative purposes only and it is not intended to detail the building construction. The WBS project specific specification must be followed & read in conjunction with detail drawings.



Notes:

1 - NVFB mechanically fixed at max 500mm centres and 250mm from each end.

Project Name:

Typical Details - Carrier Board with Brick Slips

Drawing Title:

Vertical Termination Detail B (NVFB)

Drawing No:

WBS-RCB-T-RR-RBS-3002B

Drawn by: D.N

Checked by: N.K

Revision: -

Scale: NTS

Date: 09.10.2024

Drawing Set: 22

Wetherby Building Systems Ltd



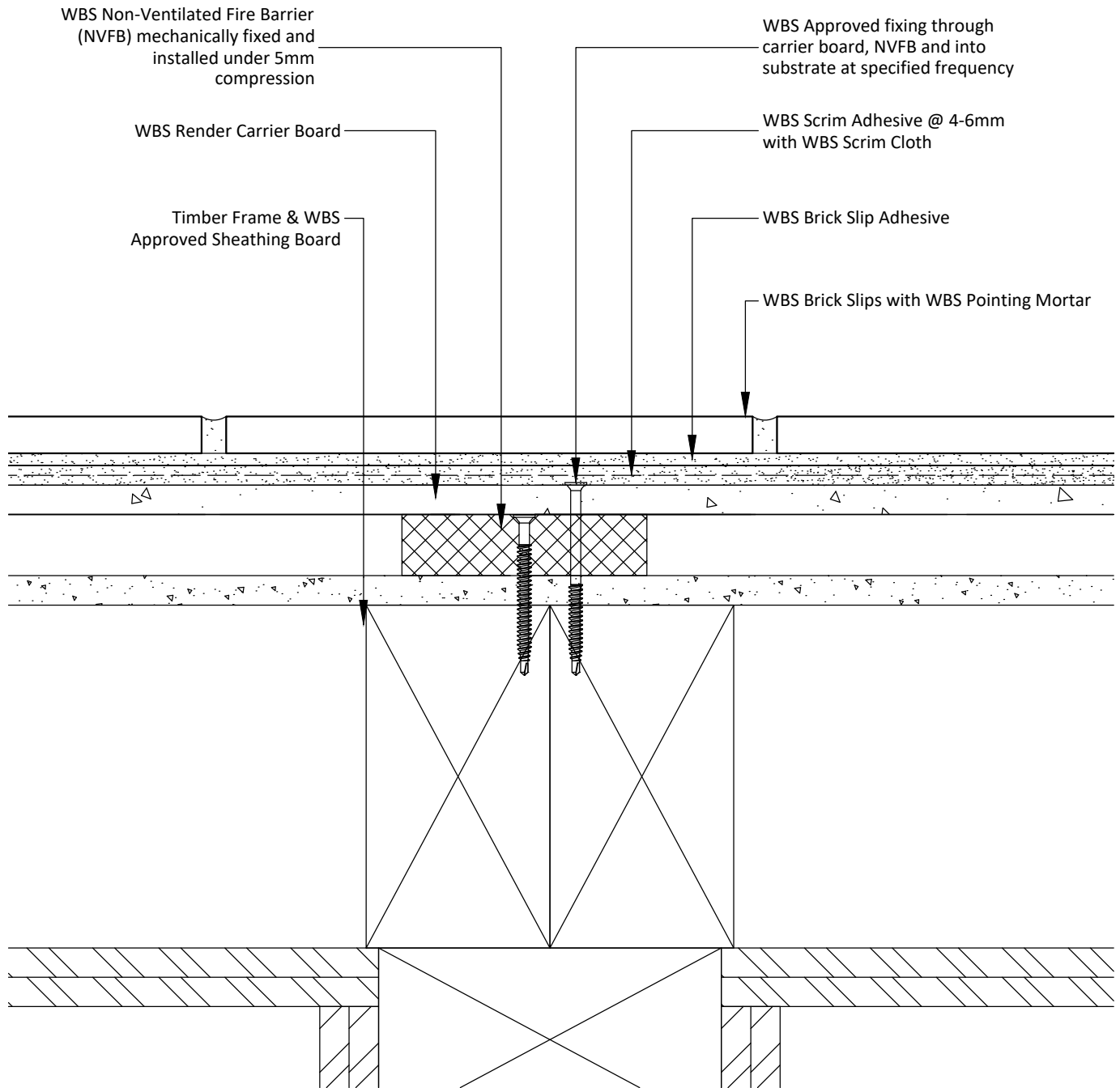
1 Kid Glove Road, Golborne, WA3 3GS
Tel: 01942 717100 Fax: 01942 717101

Web: www.wbs-ltd.co.uk

E-mail: technical@wbs-ltd.co.uk

© WBS-LTD 1998-2024. All rights reserved

Note: The intent of this drawing is to show the correct application of WBS products and systems only. All other building elements are shown for illustrative purposes only and it is not intended to detail the building construction. The WBS project specific specification must be followed & read in conjunction with detail drawings.



Notes:

1 - NVFB mechanically fixed at max 500mm centres and 250mm from each end.

Project Name:

Typical Details - Carrier Board with Brick Slips

Drawing Title:

Vertical Fire Barrier Detail

Drawing No:

WBS-RCB-T-RR-RBS-3003

Drawn by: D.N

Checked by: N.K

Revision: -

Scale: NTS

Date: 09.10.2024

Drawing Set: 22

Wetherby Building Systems Ltd



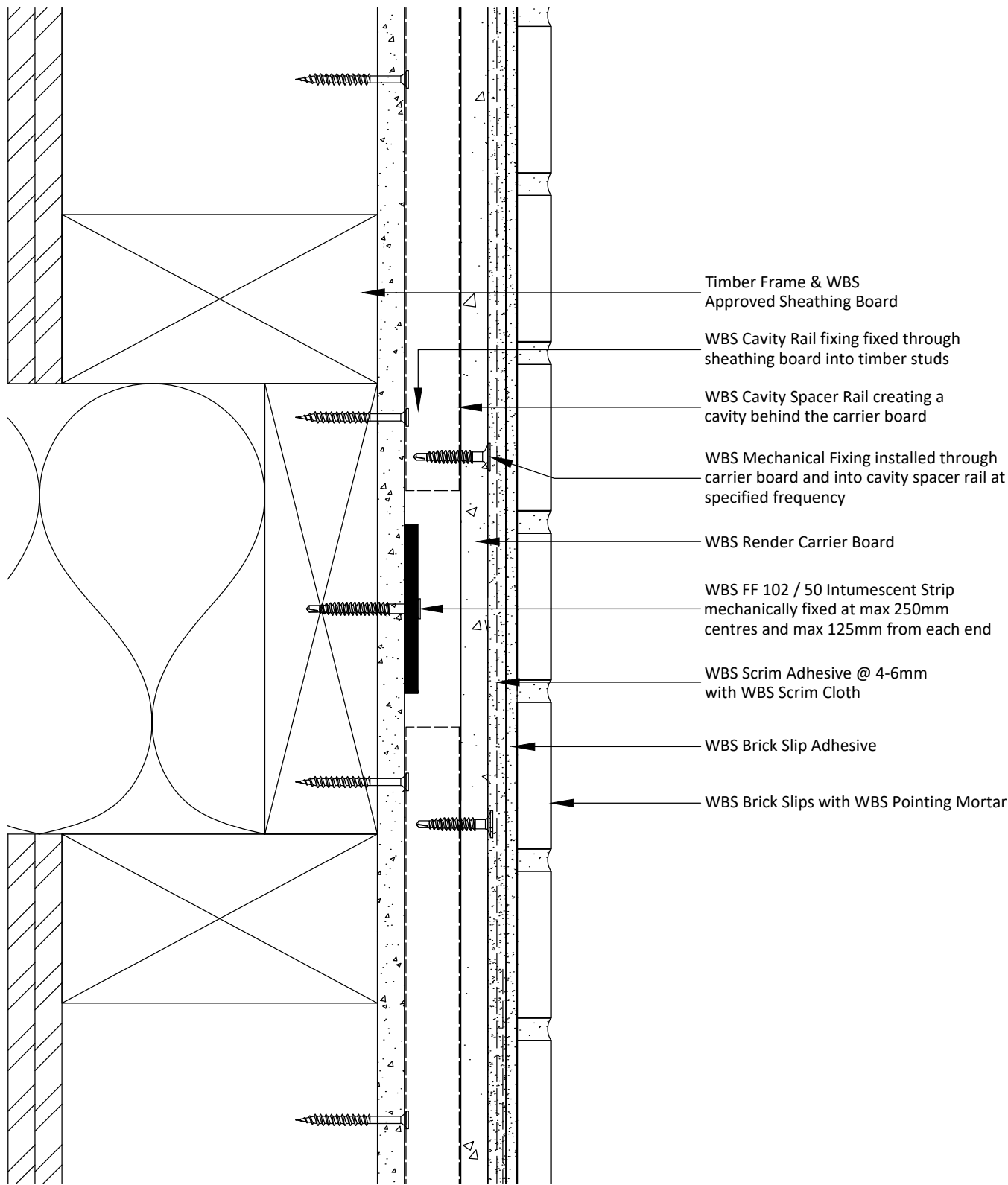
1 Kid Glove Road, Golborne, WA3 3GS
Tel: 01942 717100 Fax: 01942 717101

Web: www.wbs-ltd.co.uk

E-mail: technical@wbs-ltd.co.uk


© WBS-LTD 1998-2024. All rights reserved

Note: The intent of this drawing is to show the correct application of WBS products and systems only. All other building elements are shown for illustrative purposes only and it is not intended to detail the building construction. The WBS project specific specification must be followed & read in conjunction with detail drawings.

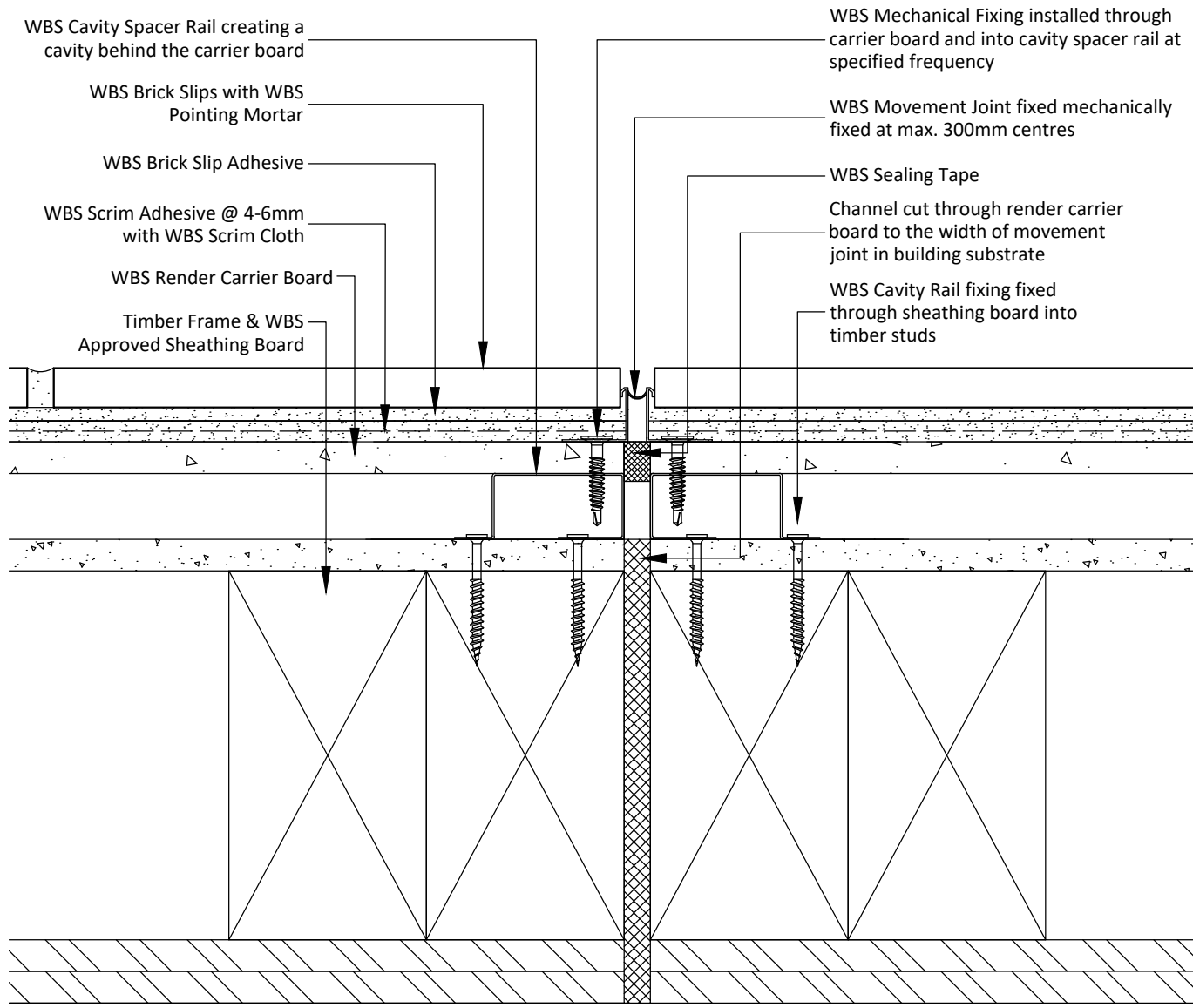


Notes:


- 1 - All existing structural movement must be replicated in the system.
- 2 - Intumescent Strip position / requirements to be confirmed subject to project specific detailing.
- 3 - Fire stopping may be required between concrete floor slab and sheathing board.
- 4 - Concrete floor slab position shown indicatively only, positioning to be confirmed by site survey.

Project Name:	Drawn by: D.N	Wetherby Building Systems Ltd	 <p>1 Kid Glove Road, Golborne, WA3 3GS Tel: 01942 717100 Fax: 01942 717101 Web: www.wbs-ltd.co.uk E-mail: technical@wbs-ltd.co.uk © WBS-LTD 1998-2024. All rights reserved</p>
Typical Details - Carrier Board with Brick Slips	Checked by: N.K		
Drawing Title:	Revision: -		
Horizontal Fire Barrier Detail	Scale: NTS		
Drawing No:	Date: 09.10.2024		
WBS-RCB-T-RR-RBS-3004	Drawing Set: 22		

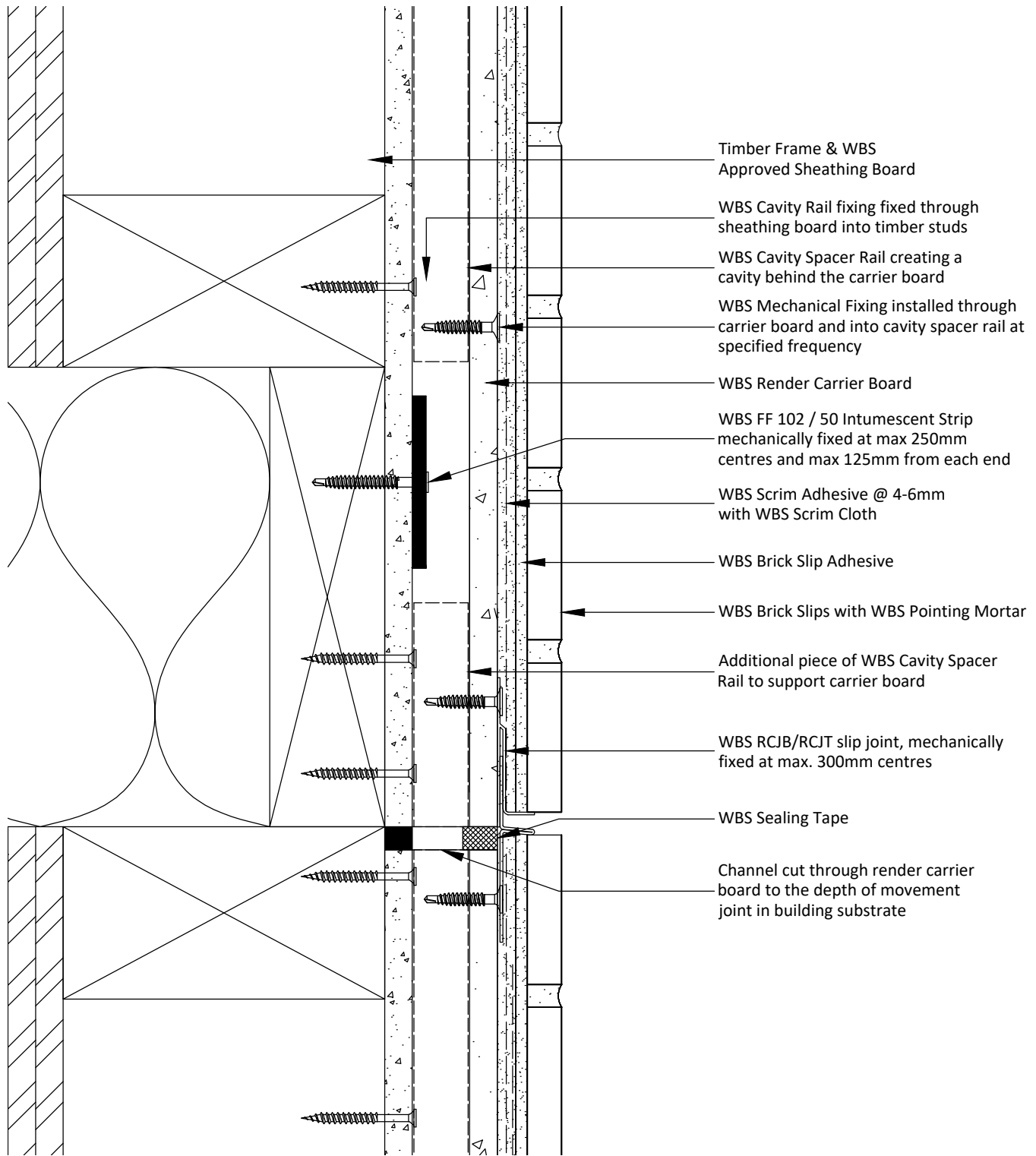
Note: The intent of this drawing is to show the correct application of WBS products and systems only. All other building elements are shown for illustrative purposes only and it is not intended to detail the building construction. The WBS project specific specification must be followed & read in conjunction with detail drawings.



Notes:
 1 - All existing structural movement must be replicated in the EWI system.

Project Name:	Drawn by: D.N	Wetherby Building Systems Ltd	 1 Kid Glove Road, Golborne, WA3 3GS Tel: 01942 717100 Fax: 01942 717101 Web: www.wbs-ltd.co.uk E-mail: technical@wbs-ltd.co.uk © WBS-LTD 1998-2024. All rights reserved
Typical Details - Carrier Board with Brick Slips	Checked by: N.K		
Drawing Title:	Revision: -		
Vertical Movement Joint Detail	Scale: NTS		
Drawing No:	Date: 09.10.2024		
WBS-RCB-T-RR-RBS-4000	Drawing Set: 22		


Note: The intent of this drawing is to show the correct application of WBS products and systems only. All other building elements are shown for illustrative purposes only and it is not intended to detail the building construction. The WBS project specific specification must be followed & read in conjunction with detail drawings.



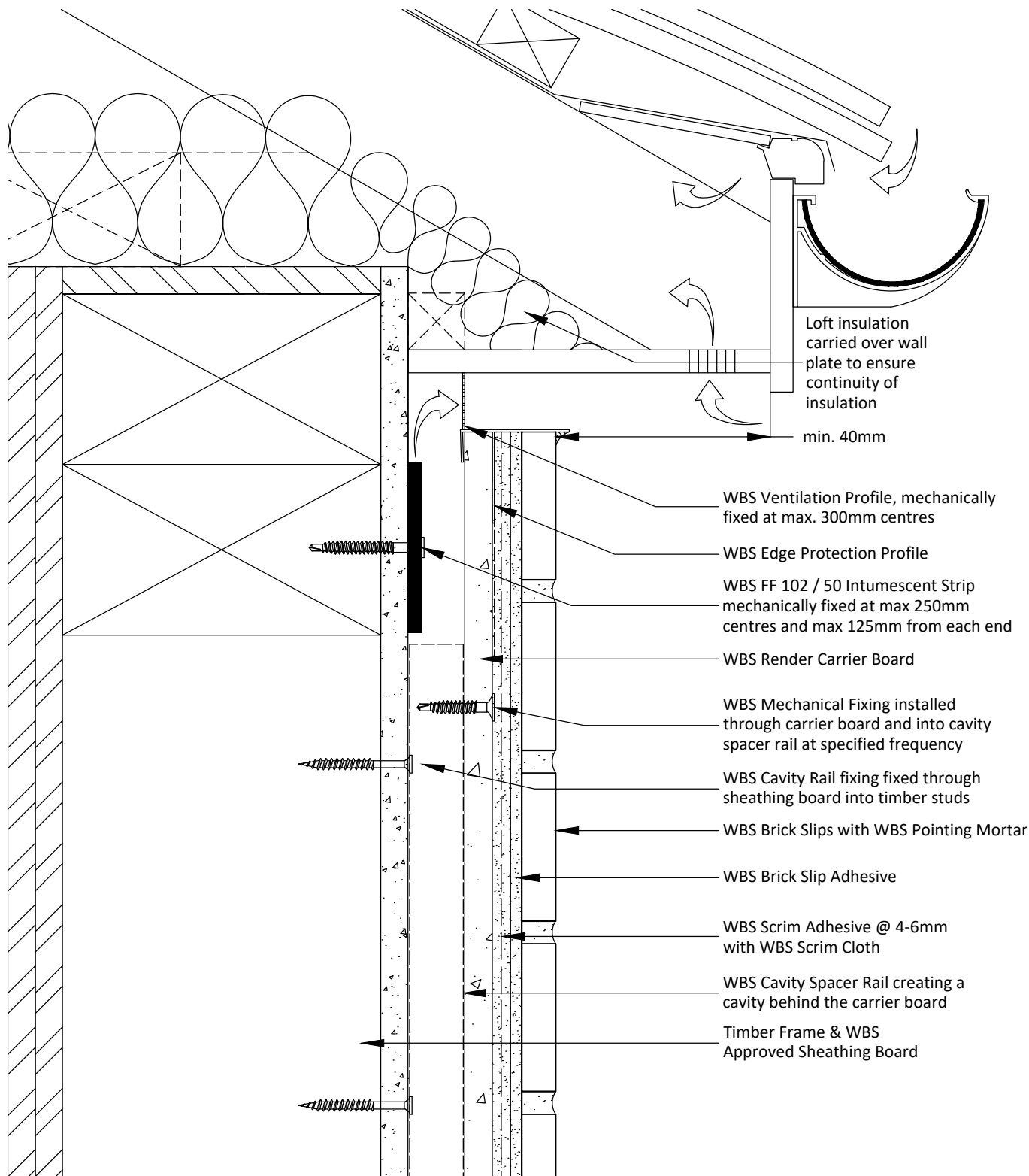
- Timber Frame & WBS Approved Sheathing Board
- WBS Cavity Rail fixing fixed through sheathing board into timber studs
- WBS Cavity Spacer Rail creating a cavity behind the carrier board
- WBS Mechanical Fixing installed through carrier board and into cavity spacer rail at specified frequency
- WBS Render Carrier Board
- WBS FF 102 / 50 Intumescent Strip mechanically fixed at max 250mm centres and max 125mm from each end
- WBS Scrim Adhesive @ 4-6mm with WBS Scrim Cloth
- WBS Brick Slip Adhesive
- WBS Brick Slips with WBS Pointing Mortar
- Additional piece of WBS Cavity Spacer Rail to support carrier board
- WBS RCJB/RCJT slip joint, mechanically fixed at max. 300mm centres
- WBS Sealing Tape
- Channel cut through render carrier board to the depth of movement joint in building substrate

Notes:

- 1 - All existing structural movement must be replicated in the RCB system.
- 2 - Fire stopping may be required between concrete floor slab and sheathing board.
- 3 - Concrete floor slab position shown indicatively only, positioning to be confirmed by site survey.
- 4 - Min. 100mm wide jointing pieces must to be installed at connections between adjacent lengths of RCJB horizontal movement joint profiles and at connections with any pre-welded internal or external corner profiles.


Project Name:	Drawn by: D.N	Wetherby Building Systems Ltd	 <p>1 Kid Glove Road, Golborne, WA3 3GS Tel: 01942 717100 Fax: 01942 717101 Web: www.wbs-ltd.co.uk E-mail: technical@wbs-ltd.co.uk © WBS-LTD 1998-2024. All rights reserved</p>
Typical Details - Carrier Board with Brick Slips	Checked by: N.K		
Drawing Title:	Revision: -		
Horizontal Movement Joint Detail	Scale: NTS		
Drawing No:	Date: 09.10.2024		
WBS-RCB-T-RR-RBS-4001	Drawing Set: 22		

Note: The intent of this drawing is to show the correct application of WBS products and systems only. All other building elements are shown for illustrative purposes only and it is not intended to detail the building construction. The WBS project specific specification must be followed & read in conjunction with detail drawings.

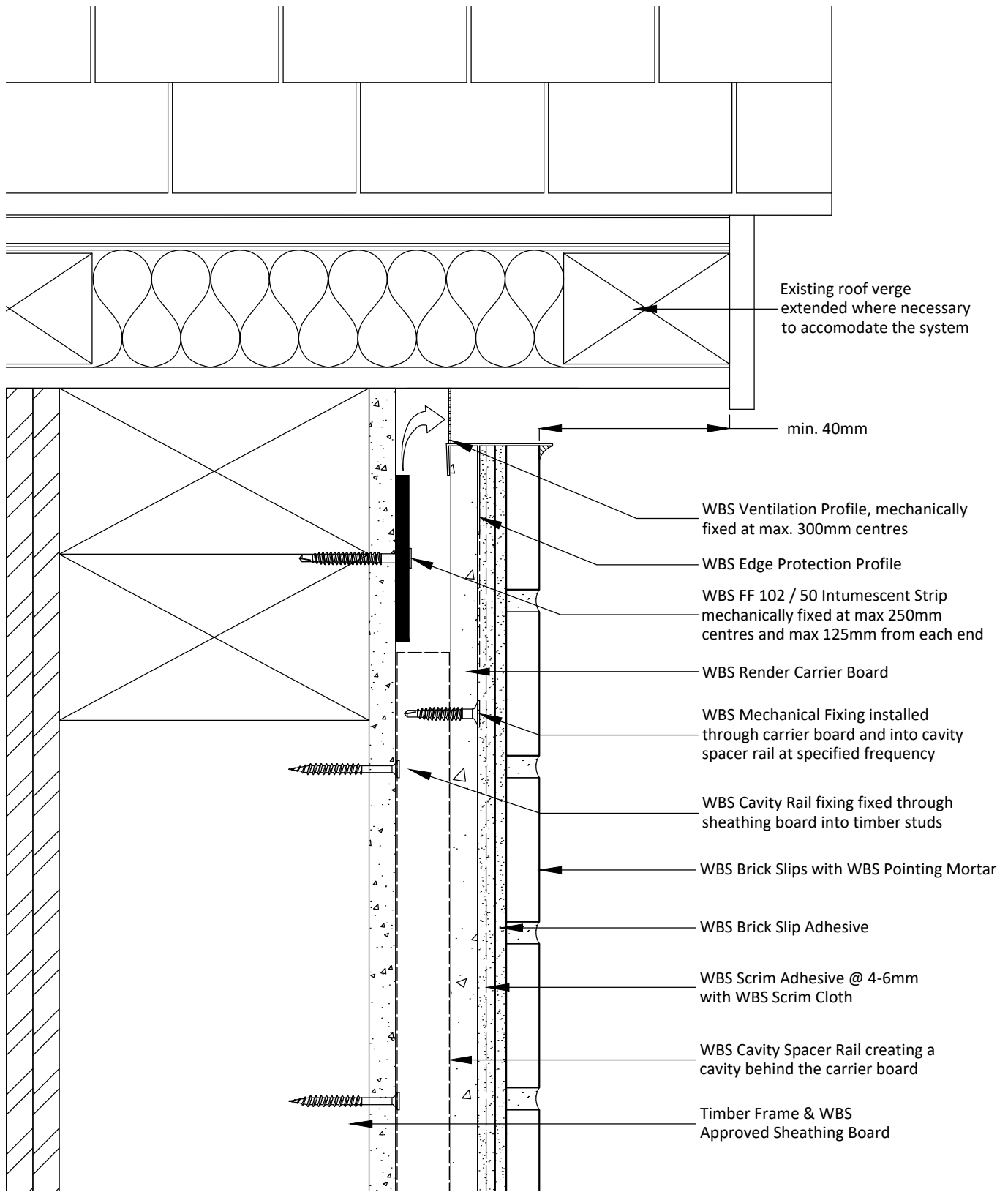


Notes:

- 1 - Intumescent Strip position / requirements to be confirmed subject to project specific detailing.
- 2 - Loft insulation must be present to reduce cold bridging and to maintain continuity of insulation.
- 3 - Roof ventilation must not be obstructed or must be re-positioned.


Project Name:	Drawn by: D.N	Wetherby Building Systems Ltd	 <p>1 Kid Glove Road, Golborne, WA3 3GS Tel: 01942 717100 Fax: 01942 717101 Web: www.wbs-ltd.co.uk E-mail: technical@wbs-ltd.co.uk © WBS-LTD 1998-2024. All rights reserved</p>
Typical Details - Carrier Board with Brick Slips	Checked by: N.K		
Drawing Title:	Revision: -		
Eaves Detail C (Vented with Intumescent Strip)	Scale: NTS		
Drawing No:	Date: 09.10.2024		
WBS-RCB-T-RR-RBS-5000	Drawing Set: 22		

Note: The intent of this drawing is to show the correct application of WBS products and systems only. All other building elements are shown for illustrative purposes only and it is not intended to detail the building construction. The WBS project specific specification must be followed & read in conjunction with detail drawings.

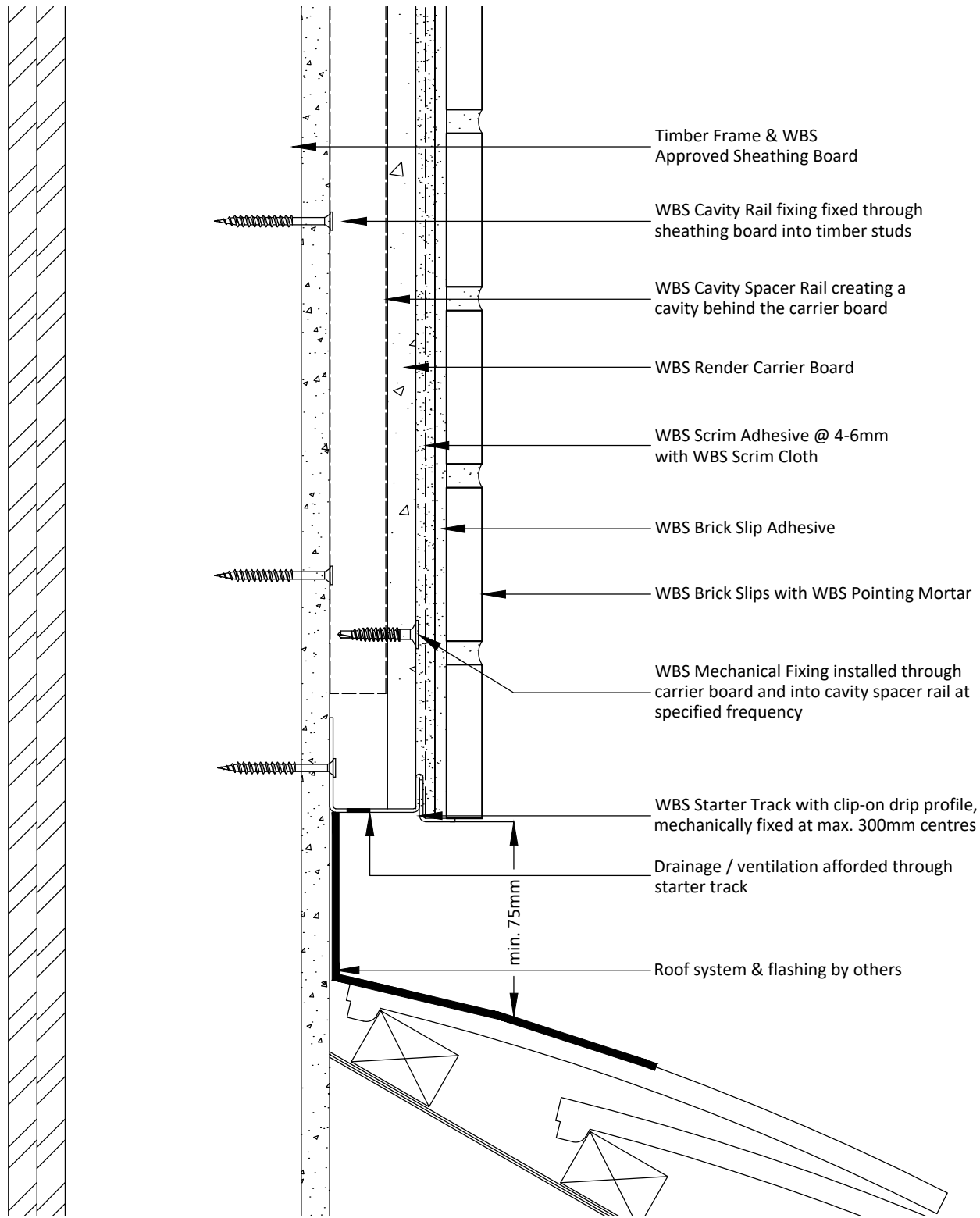


Notes:

- 1 - Intumescent Strip position / requirements to be confirmed subject to project specific detailing.
- 2 - Loft insulation must be present to reduce cold bridging and to maintain continuity of insulation.


Project Name:	Drawn by: D.N	Wetherby Building Systems Ltd	 <p>1 Kid Glove Road, Golborne, WA3 3GS Tel: 01942 717100 Fax: 01942 717101 Web: www.wbs-ltd.co.uk E-mail: technical@wbs-ltd.co.uk © WBS-LTD 1998-2024. All rights reserved</p>
Typical Details - Carrier Board with Brick Slips	Checked by: N.K		
Drawing Title:	Revision: -		
Extended Verge Detail C (Vented with Intumescent Strip)	Scale: NTS		
Drawing No:	Date: 09.10.2024		
WBS-RCB-T-RR-RBS-5001	Drawing Set: 22		

Note: The intent of this drawing is to show the correct application of WBS products and systems only. All other building elements are shown for illustrative purposes only and it is not intended to detail the building construction. The WBS project specific specification must be followed & read in conjunction with detail drawings.

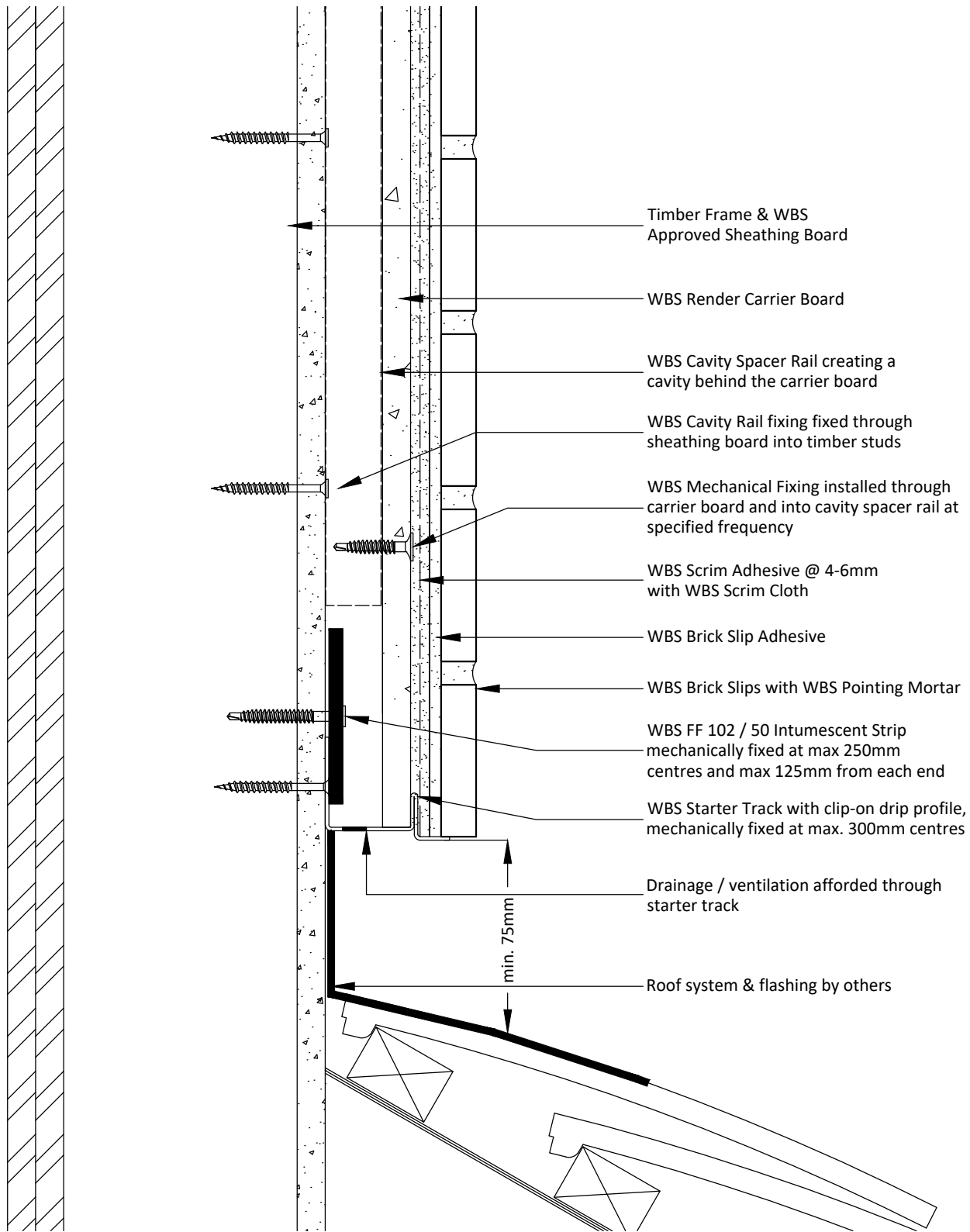


Notes:

- 1 - Detail creates a potential cold bridge. Insulation may be required below DPC.
- 2 - Roof flashing/membrane can also be located behind WBS Starter Track and dressed into the wall.
- 3 - The above detail may not necessarily achieve the required fire resistance / performance, subject to project specific detailing / requirements.


Project Name:	Drawn by: D.N	Wetherby Building Systems Ltd	 <p>1 Kid Glove Road, Golborne, WA3 3GS Tel: 01942 717100 Fax: 01942 717101 Web: www.wbs-ltd.co.uk E-mail: technical@wbs-ltd.co.uk © WBS-LTD 1998-2024. All rights reserved</p>
Typical Details - Carrier Board with Brick Slips	Checked by: N.K		
Drawing Title:	Revision: -		
Pitched Roof Abutment Detail A (Rail)	Scale: NTS		
Drawing No:	Date: 09.10.2024		
WBS-RCB-T-RR-RBS-5002A	Drawing Set: 22		

Note: The intent of this drawing is to show the correct application of WBS products and systems only. All other building elements are shown for illustrative purposes only and it is not intended to detail the building construction. The WBS project specific specification must be followed & read in conjunction with detail drawings.

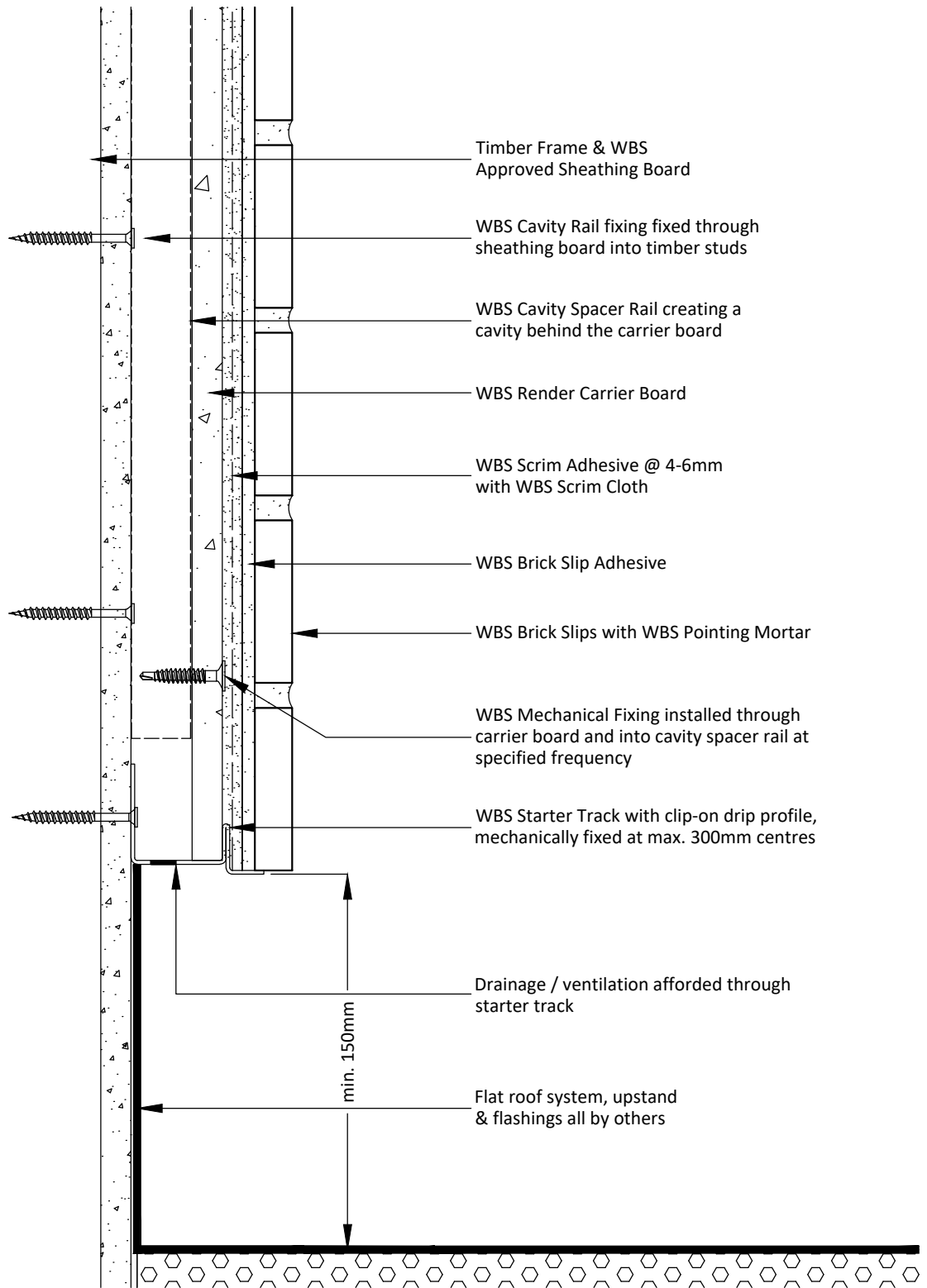


Notes:

- 1 - Detail creates a potential cold bridge. Insulation may be required below DPC.
- 2 - Roof flashing/membrane can also be located behind WBS Starter Track and dressed into the wall.
- 3 - Intumescent Strip position / requirements to be confirmed subject to project specific detailing.


Project Name:	Drawn by: D.N	Wetherby Building Systems Ltd	 <p>1 Kid Glove Road, Golborne, WA3 3GS Tel: 01942 717100 Fax: 01942 717101 Web: www.wbs-ltd.co.uk E-mail: technical@wbs-ltd.co.uk © WBS-LTD 1998-2024. All rights reserved</p>
Typical Details - Carrier Board with Brick Slips	Checked by: N.K		
Drawing Title:	Revision: -		
Pitched Roof Abutment Detail B (Intumescent Strip)	Scale: NTS		
Drawing No:	Date: 09.10.2024		
WBS-RCB-T-RR-RBS-5002B	Drawing Set: 22		

Note: The intent of this drawing is to show the correct application of WBS products and systems only. All other building elements are shown for illustrative purposes only and it is not intended to detail the building construction. The WBS project specific specification must be followed & read in conjunction with detail drawings.

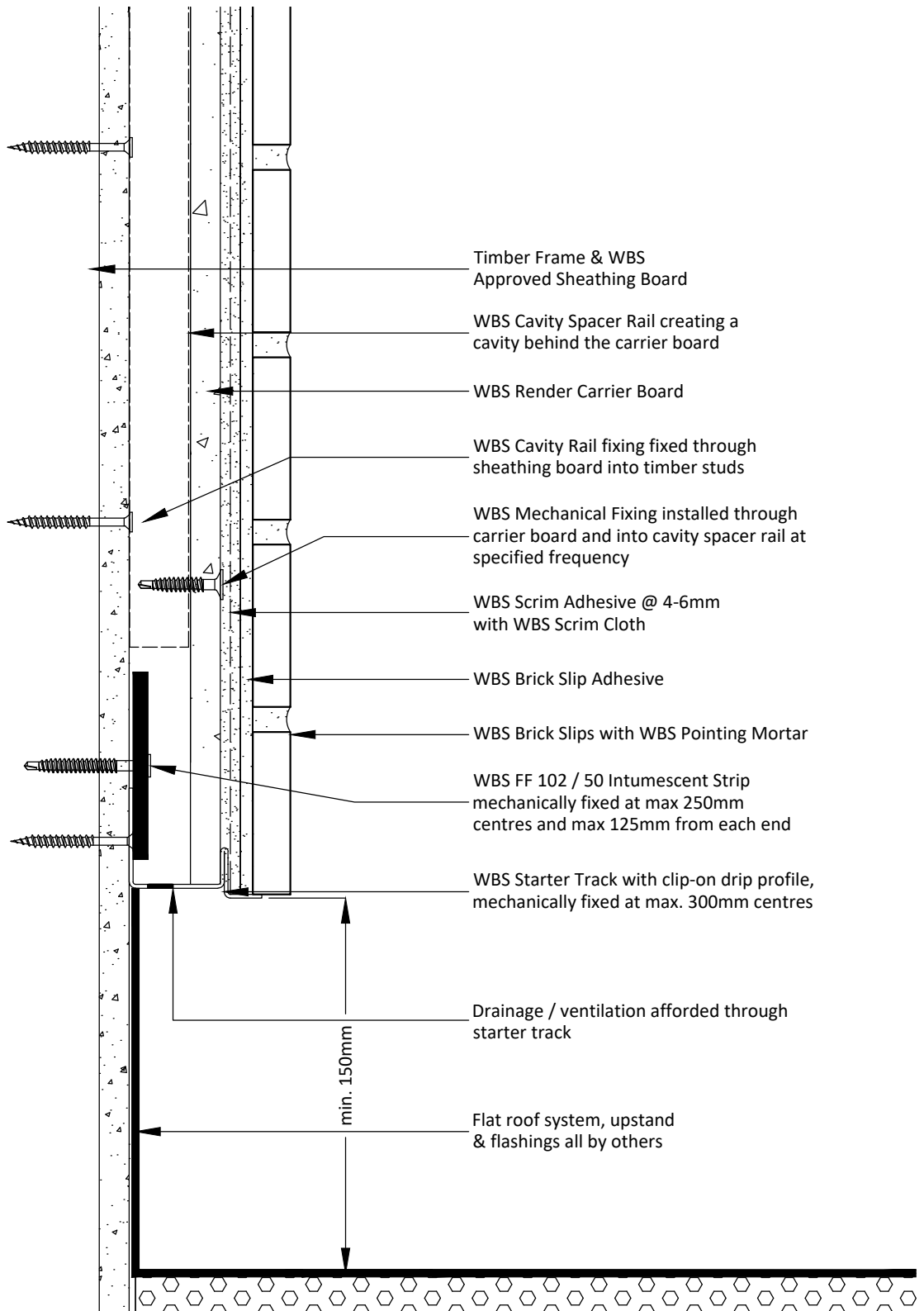


Notes:

- 1 - Detail creates a potential cold bridge. Insulation may be required below DPC.
- 2 - Roof flashing/membrane can also be located behind WBS Starter Track and dressed into the wall.
- 3 - The above detail may not necessarily achieve the required fire resistance / performance, subject to project specific detailing / requirements.


Project Name:	Drawn by: D.N	Wetherby Building Systems Ltd	 <p>1 Kid Glove Road, Golborne, WA3 3GS Tel: 01942 717100 Fax: 01942 717101 Web: www.wbs-ltd.co.uk E-mail: technical@wbs-ltd.co.uk © WBS-LTD 1998-2024. All rights reserved</p>
Typical Details - Carrier Board with Brick Slips	Checked by: N.K		
Drawing Title:	Revision: -		
Flat Roof Abutment Detail A (Rail)	Scale: NTS		
Drawing No:	Date: 09.10.2024		
WBS-RCB-T-RR-RBS-5003A	Drawing Set: 22		

Note: The intent of this drawing is to show the correct application of WBS products and systems only. All other building elements are shown for illustrative purposes only and it is not intended to detail the building construction. The WBS project specific specification must be followed & read in conjunction with detail drawings.

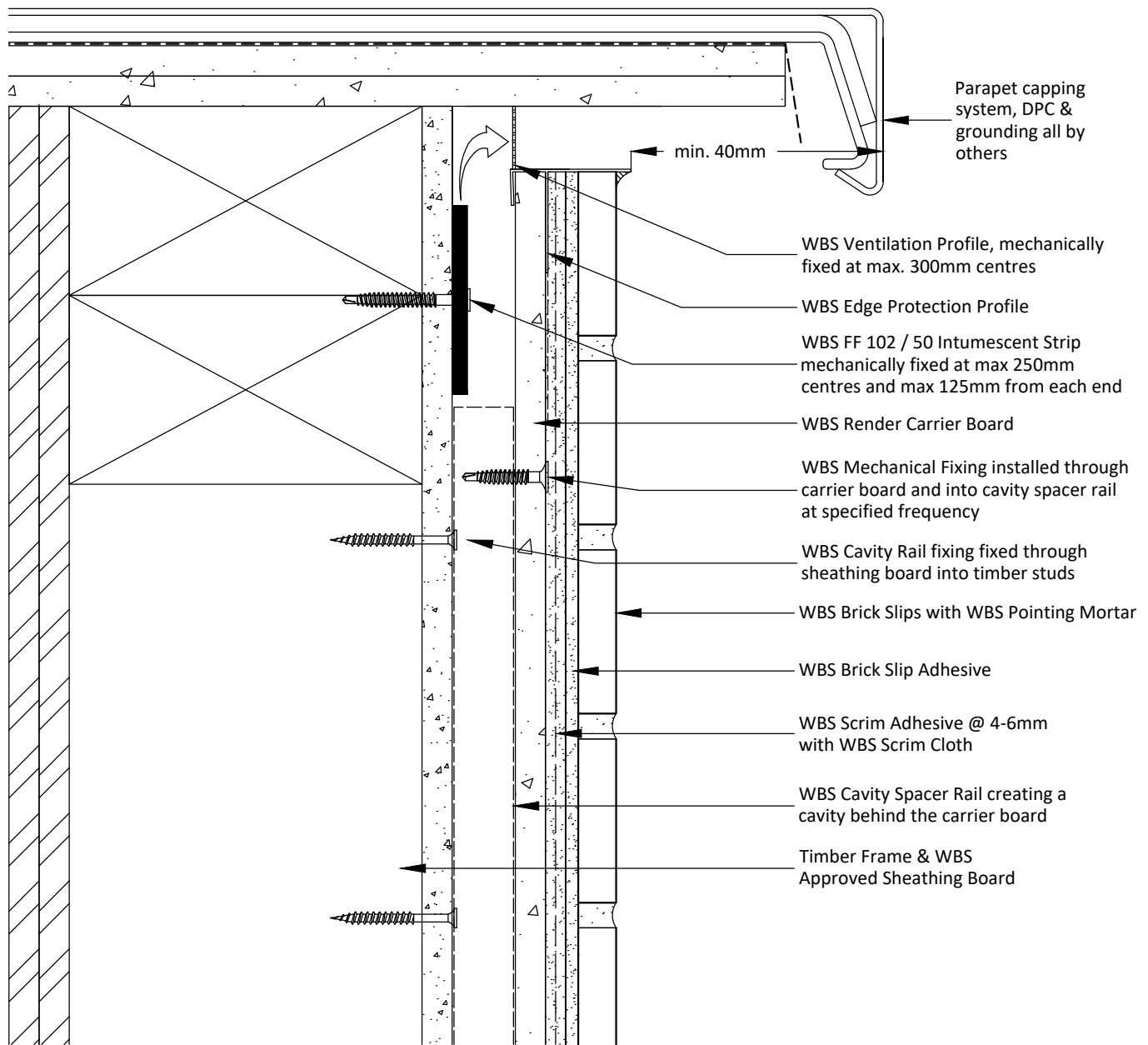


Notes:

- 1 - Detail creates a potential cold bridge. Insulation may be required below DPC.
- 2 - Roof flashing/membrane can also be located behind WBS Starter Track and dressed into the wall.
- 3 - Intumescent Strip position / requirements to be confirmed subject to project specific detailing.


Project Name:	Drawn by: D.N	Wetherby Building Systems Ltd	 <p>1 Kid Glove Road, Golborne, WA3 3GS Tel: 01942 717100 Fax: 01942 717101 Web: www.wbs-ltd.co.uk E-mail: technical@wbs-ltd.co.uk © WBS-LTD 1998-2024. All rights reserved</p>
Typical Details - Carrier Board with Brick Slips	Checked by: N.K		
Drawing Title:	Revision: -		
Flat Roof Abutment Detail B (Intumescent Strip)	Scale: NTS		
Drawing No:	Date: 09.10.2024		
WBS-RCB-T-RR-RBS-5003B	Drawing Set: 22		

Note: The intent of this drawing is to show the correct application of WBS products and systems only. All other building elements are shown for illustrative purposes only and it is not intended to detail the building construction. The WBS project specific specification must be followed & read in conjunction with detail drawings.

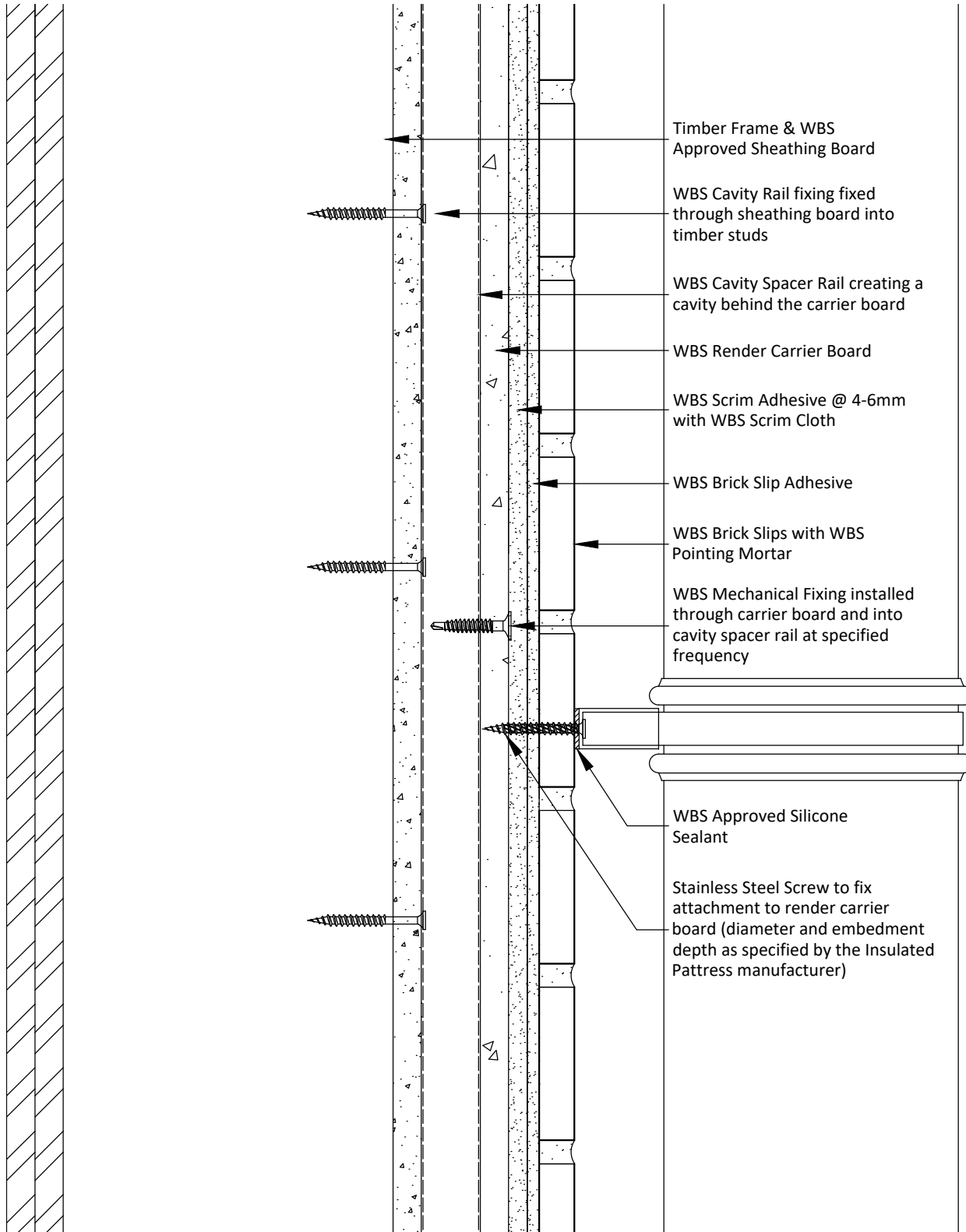


Notes:

1 - Intumescent Strip position / requirements to be confirmed subject to project specific detailing.

Project Name:	Drawn by: D.N	Wetherby Building Systems Ltd	 <p>1 Kid Glove Road, Golborne, WA3 3GS Tel: 01942 717100 Fax: 01942 717101 Web: www.wbs-ltd.co.uk E-mail: technical@wbs-ltd.co.uk © WBS-LTD 1998-2024. All rights reserved</p>
Typical Details - Carrier Board with Brick Slips	Checked by: N.K		
Drawing Title:	Revision: -		
Parapet Detail C (Vented with Intumescent Strip)	Scale: NTS		
Drawing No:	Date: 09.10.2024		
WBS-RCB-T-RR-RBS-5004	Drawing Set: 22		

Note: The intent of this drawing is to show the correct application of WBS products and systems only. All other building elements are shown for illustrative purposes only and it is not intended to detail the building construction. The WBS project specific specification must be followed & read in conjunction with detail drawings.



Notes:

1 - Subject to render carrier board providing adequate pull-out performance.

Project Name:

Typical Details - Carrier Board with Brick Slips

Drawing Title:

Rainwater Pipe Detail

Drawing No:

WBS-RCB-T-RR-RBS-6000

Drawn by: D.N

Checked by: N.K

Revision: -

Scale: NTS

Date: 09.10.2024

Drawing Set: 22

Wetherby Building Systems Ltd



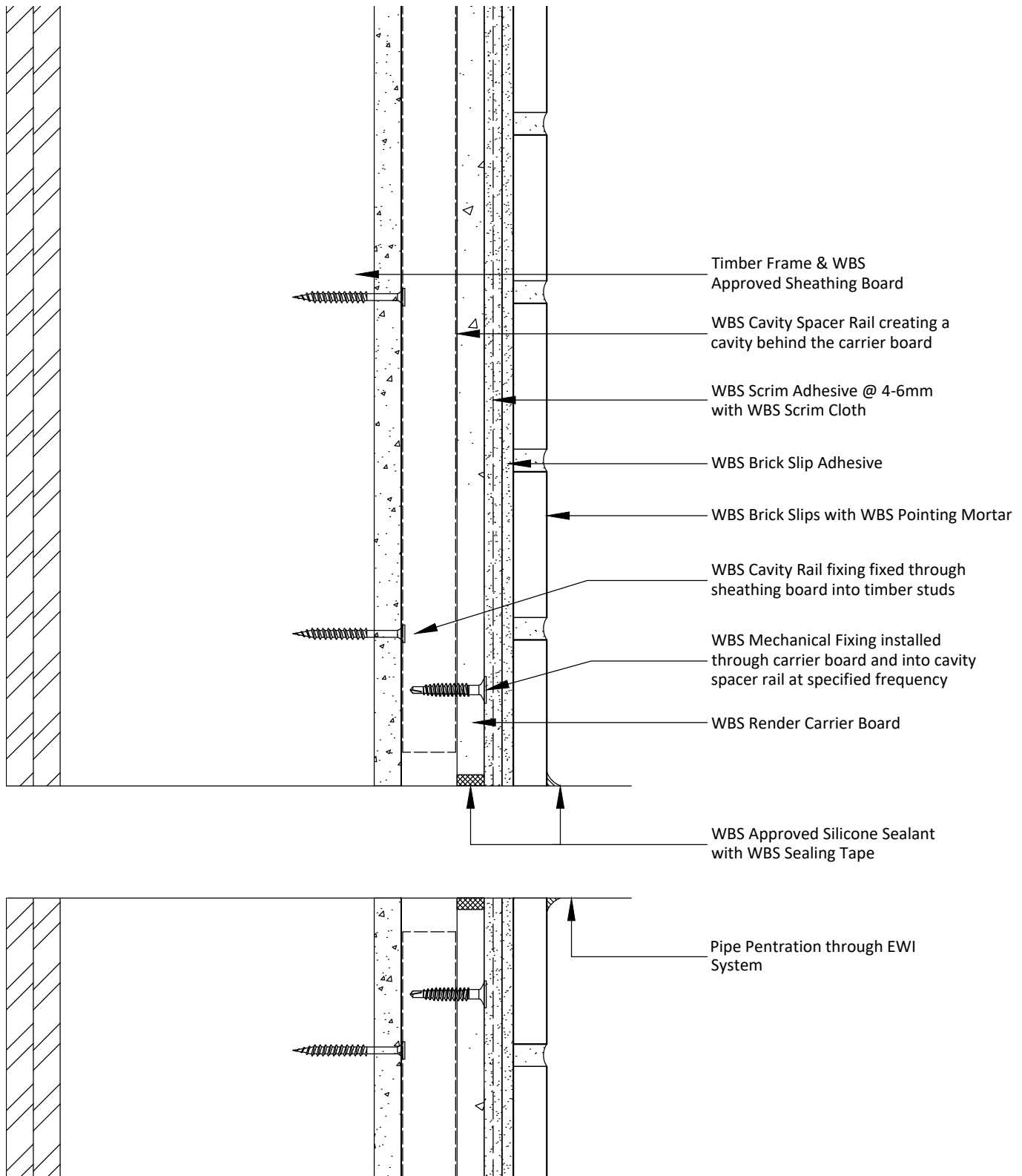
1 Kid Glove Road, Golborne, WA3 3GS
 Tel: 01942 717100 Fax: 01942 717101

Web: www.wbs-ltd.co.uk

E-mail: technical@wbs-ltd.co.uk


© WBS-LTD 1998-2024. All rights reserved

Note: The intent of this drawing is to show the correct application of WBS products and systems only. All other building elements are shown for illustrative purposes only and it is not intended to detail the building construction. The WBS project specific specification must be followed & read in conjunction with detail drawings.

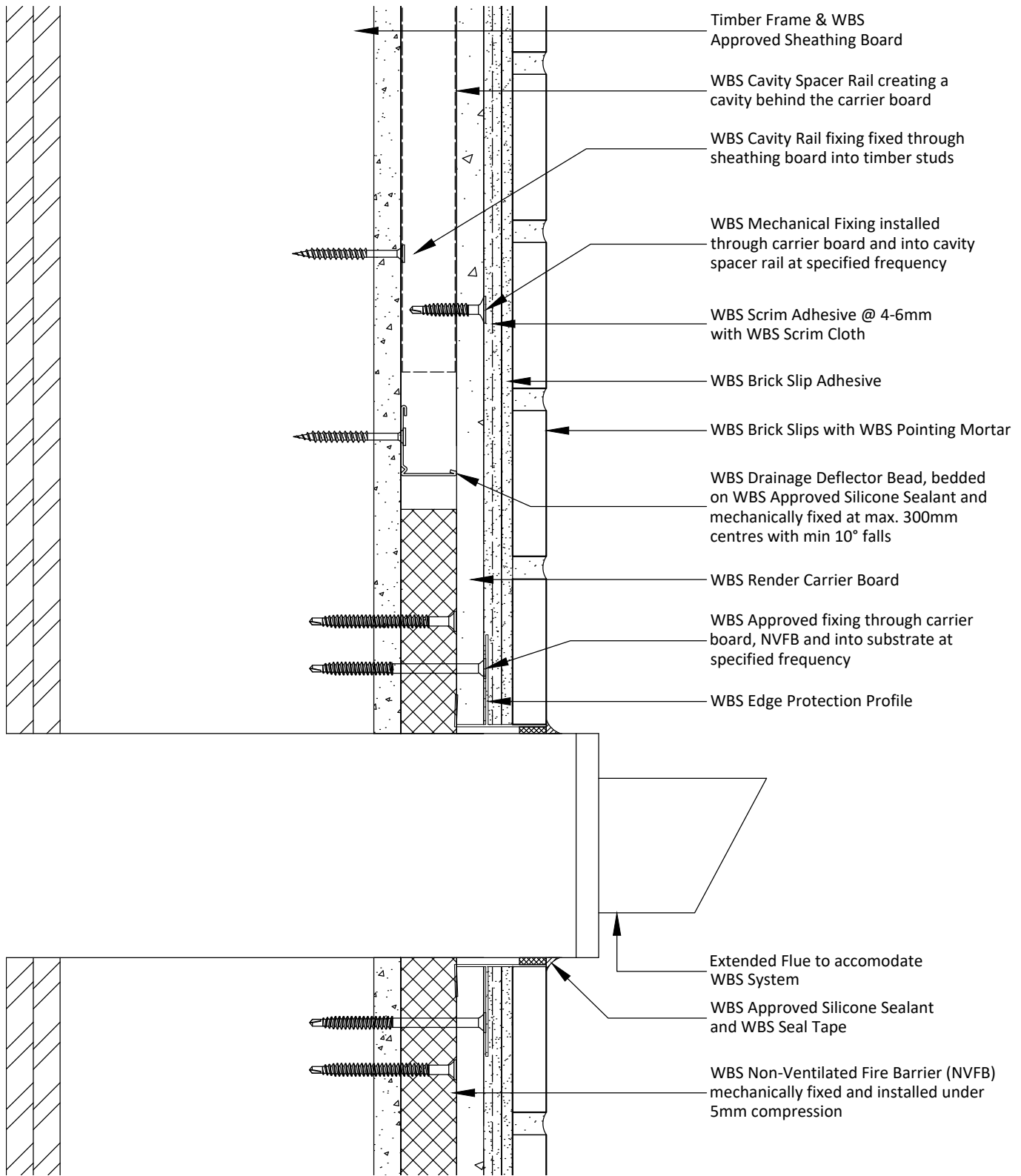


Notes:

1 - Detail may require Non-Ventilated Fire Barriers subject to project specific guidance.

Project Name:	Drawn by: D.N	Wetherby Building Systems Ltd	 <p>1 Kid Glove Road, Golborne, WA3 3GS Tel: 01942 717100 Fax: 01942 717101 Web: www.wbs-ltd.co.uk E-mail: technical@wbs-ltd.co.uk © WBS-LTD 1998-2024. All rights reserved</p>
Typical Details - Carrier Board with Brick Slips	Checked by: N.K		
Drawing Title:	Revision: -		
Pipe Penetration Detail	Scale: NTS		
Drawing No:	Date: 09.10.2024		
WBS-RCB-T-RR-RBS-6001	Drawing Set: 22		

Note: The intent of this drawing is to show the correct application of WBS products and systems only. All other building elements are shown for illustrative purposes only and it is not intended to detail the building construction. The WBS project specific specification must be followed & read in conjunction with detail drawings.



Project Name:

Typical Details - Carrier Board with Brick Slips

Drawing Title:

Extended Flue Detail

Drawing No:

WBS-RCB-T-RR-RBS-6002

Drawn by: D.N

Checked by: N.K

Revision: -

Scale: NTS

Date: 09.10.2024

Drawing Set: 22

Wetherby Building Systems Ltd



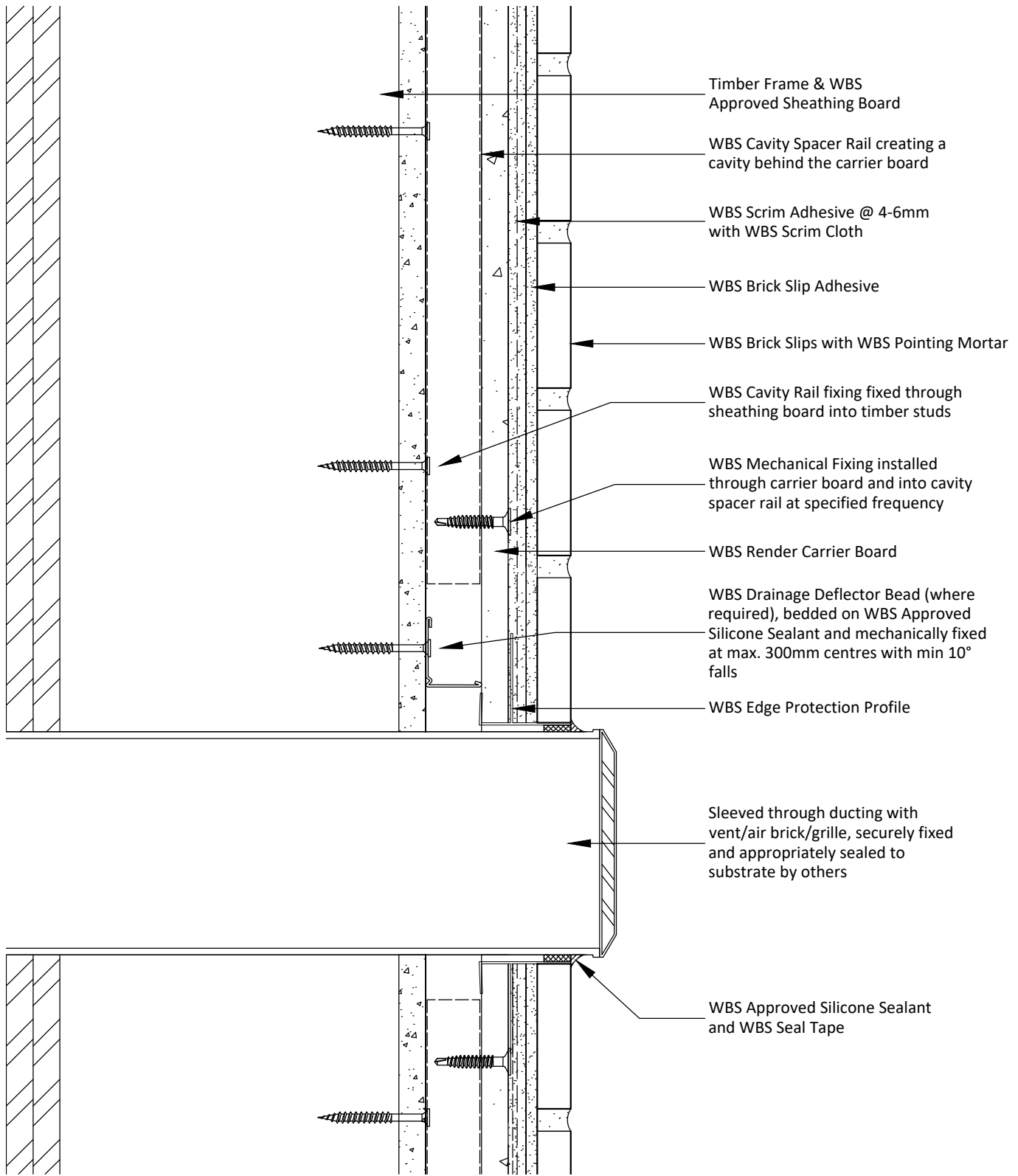
1 Kid Glove Road, Golborne, WA3 3GS
 Tel: 01942 717100 Fax: 01942 717101

Web: www.wbs-ltd.co.uk

E-mail: technical@wbs-ltd.co.uk

© WBS-LTD 1998-2024. All rights reserved

Note: The intent of this drawing is to show the correct application of WBS products and systems only. All other building elements are shown for illustrative purposes only and it is not intended to detail the building construction. The WBS project specific specification must be followed & read in conjunction with detail drawings.



Notes:

- 1 - The above detail may not necessarily achieve the required fire resistance / performance, subject to project specific detailing / requirements.
- 2 - Sleeve ducting sealed by others.

Project Name:

Typical Details - Carrier Board with Brick Slips

Drawing Title:

Vent Detail A (Rail)

Drawing No:

WBS-RCB-T-RR-RBS-6003A

Drawn by: D.N

Checked by: N.K

Revision: -

Scale: NTS

Date: 09.10.2024

Drawing Set: 22

Wetherby Building Systems Ltd



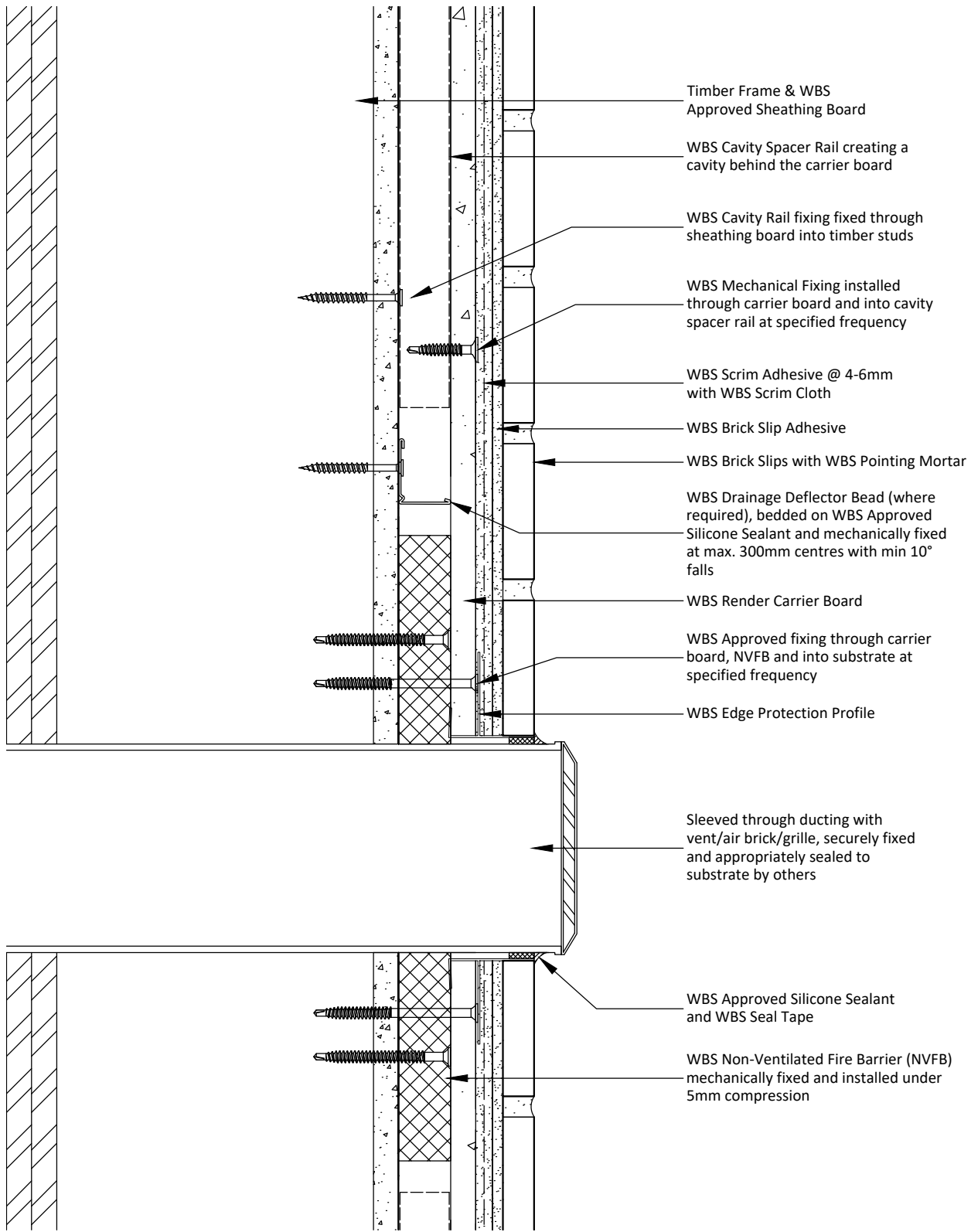
1 Kid Glove Road, Golborne, WA3 3GS
Tel: 01942 717100 Fax: 01942 717101

Web: www.wbs-ltd.co.uk

E-mail: technical@wbs-ltd.co.uk

© WBS-LTD 1998-2024. All rights reserved

Note: The intent of this drawing is to show the correct application of WBS products and systems only. All other building elements are shown for illustrative purposes only and it is not intended to detail the building construction. The WBS project specific specification must be followed & read in conjunction with detail drawings.



Notes:

1 - Sleeve ducting sealed by others.

Project Name:

Typical Details - Carrier Board with Brick Slips

Drawing Title:

Vent Detail B (NVFB)

Drawing No:

WBS-RCB-T-RR-RBS-6003B

Drawn by: D.N

Checked by: N.K

Revision: -

Scale: NTS

Date: 09.10.2024

Drawing Set: 22

Wetherby Building Systems Ltd



1 Kid Glove Road, Golborne, WA3 3GS
Tel: 01942 717100 Fax: 01942 717101

Web: www.wbs-ltd.co.uk

E-mail: technical@wbs-ltd.co.uk

© WBS-LTD 1998-2024. All rights reserved

Note: The intent of this drawing is to show the correct application of WBS products and systems only. All other building elements are shown for illustrative purposes only and it is not intended to detail the building construction. The WBS project specific specification must be followed & read in conjunction with detail drawings.

Lightning Conductor mechanically fixed on the surface of the EWI system into the render carrier board using Stainless Steel Screw

WBS Approved Silicone Sealant

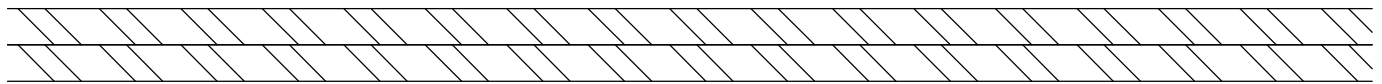
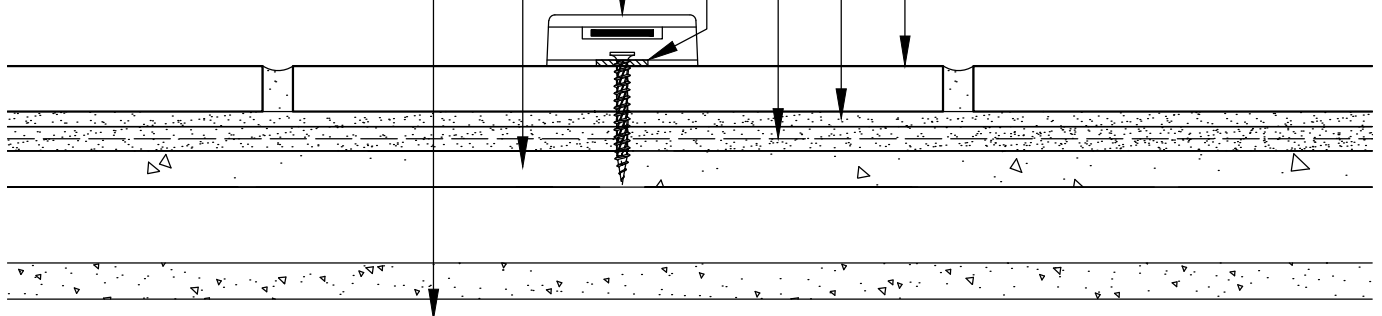
WBS Render Carrier Board

WBS Scrim Adhesive @ 4-6mm with WBS Scrim Cloth

Timber Frame & WBS Approved Sheathing Board

WBS Brick Slip Adhesive

WBS Brick Slips with WBS Pointing Mortar



Notes:

1 - Subject to render carrier board providing adequate pull-out performance.

Project Name:

Drawn by: D.N

Typical Details - Carrier Board with Brick Slips

Checked by: N.K

Drawing Title:

Revision: -

Lightning Conductor Detail

Scale: NTS

Drawing No:

Date: 09.10.2024

WBS-RCB-T-RR-RBS-6004

Drawing Set: 22

Wetherby Building Systems Ltd



1 Kid Glove Road, Golborne, WA3 3GS
Tel: 01942 717100 Fax: 01942 717101

Web: www.wbs-ltd.co.uk

E-mail: technical@wbs-ltd.co.uk

© WBS-LTD 1998-2024. All rights reserved

Note: The intent of this drawing is to show the correct application of WBS products and systems only. All other building elements are shown for illustrative purposes only and it is not intended to detail the building construction. The WBS project specific specification must be followed & read in conjunction with detail drawings.